

Federal Awardee Performance and Integrity Information System

(FAPIIS)



Software User's Manual

**Naval Sea Systems Command Det Portsmouth
PO Box 2058
Portsmouth, NH 03804-2058**

Approved for public release; distribution is unlimited

This page intentionally left blank.

FAPIIS Document Acceptance

The undersigned agree this Federal Awardee Performance and Integrity Information System (FAPIIS) Software User's Manual accurately describes the FAPIIS and the activities surrounding its development.

Project Manager

Record of Versions and Changes

Document Version #	Version Date	Detailed Description of Change
1	MAR2010	Baseline document

TABLE OF CONTENTS

1. BACKGROUND 5

1.1 What is FAPIIS? 6

1.2 Document Overview 7

2. FAPIIS USER ROLES AND RESPONSIBILITIES 8

2.1 Contractor User: 8

2.1.1 Contractor User Responsibilities: 8

2.2 Federal/DoD User 9

2.2.1 Federal/DoD User Responsibilities: 9

2.3 FAPIIS Central Design Activity (CDA) 9

3. ACCESSING FAPIIS 10

3.1 Minimum Activity Requirements 10

3.1.1 Hardware Requirements for Activity 10

3.1.2 Software Requirements 10

3.2 Before You Log into FAPIIS 11

3.2.1 Changing Your Screen Resolution 11

3.2.2 Disabling AutoComplete 11

3.2.3 Setting Additional Security 12

3.3 Government (Federal/DoD) Access to FAPIIS 12

3.3.1 Userid 12

3.3.2 Password 13

3.4 Logging into FAPIIS 14

3.4.1 Requesting a New Account (Government Only) 19

3.4.2 Awardee/Contractor Logon 25

3.4.3 DoD Logon 25

3.5 Invalid Login 27

3.6 Forgotten Password 27

3.7 Exiting FAPIIS 28

3.8 Concurrent Sessions 28

4. WORKING IN FAPIIS 29

4.1 Navigating in FAPIIS 29

4.2 Switch Applications 30

4.3 REPORTS 30

4.4 Contractor Reports 30

4.4.1 FAPIIS Reports 31

4.4.2 Individual Reports in FAPIIS 35

4.4.2.1 Defective Pricing 35

4.4.2.2 Non-Responsibility Determination 37

4.4.2.3 Recipient Not-Qualified Determination 39

4.4.2.4 Termination for Material Failure to Comply 45

4.4.3 Extended System Reports 47

4.5 Awardee/Contractor Help 47

4.6 Awardee/Contractor Feedback 49

Appendix A: GLOSSARY A-1

Appendix B: FAPIIS TERMS AND DEFINITIONS B-1

Appendix C: TROUBLESHOOTING HINTS AND TIPS C-1

Appendix D: NAVIGATION FRAME ITEMS D-1

TABLE OF FIGURES

Figure 1: PPIRS Home Page..... 14

Figure 2: Security Warning/Logon 16

Figure 3: DoD Warning and Consent Banner..... 17

Figure 4: PKI Certificate..... 17

Figure 5: ActiveCard Client Login 18

Figure 6: Contractor Login (Without PKI) Screen 18

Figure 7: FAPIIS Government Login Window 19

Figure 8: Non-Disclosure Agreement..... 19

Figure 9: Request Government Account..... 20

Figure 10: Request Group Membership..... 21

Figure 11: Request Group Membership 2..... 21

Figure 12: Request Group Membership 3..... 21

Figure 13: Justify Group Membership Request..... 22

Figure 14: PPIRS Notification Example..... 22

Figure 15: Government Main Page..... 23

Figure 17: Awardee/Contractor Login Without PKI 24

Figure 18: FAPIIS Contractor Login Window 25

Figure 19: FAPIIS DoD Login Window..... 25

Figure 20: FAPIIS Government Main Page..... 27

Figure 21: Forgot Password..... 27

Figure 22: Working Order in FAPIIS 29

Figure 23: Select an Applicaton Screen..... 30

Figure 24: Contractor Main Page..... 30

Figure 25: FAPIIS Informational Statement Popup..... 31

Figure 26: FAPIIS Report Search 31

Figure 27: FAPIIS Report Search Dropdown..... 32

Figure 28: FAPIIS Report Screen 1 33

Figure 29: FAPIIS Summary of All Reports 34

Figure 30: Defective Pricing Reports 35

Figure 31: Defective Pricing Report Details..... 36

Figure 32: Non-Responsibility Determination Reports 37

Figure 33: Non-Responsibility Determination Report Detail..... 38

Figure 34: Recipient Not-Qualified Determination 39

Figure 35: Recipient Not-Qualified Determination Report Detail 40

Figure 36: Termination For Cause..... 41

Figure 37: Termination For Cause Detail 42

Figure 38: Termination for Default..... 43

Figure 39: Termination for Default Detail..... 44

Figure 40: Termination for Material Failure to Comply..... 45

Figure 41: Termination for Material Failure to Comply Detail..... 46

Figure 42: Help Pop Up 47

Figure 43: Help Pop Up Detail 48

Figure 44: Feedback Window 49

Figure 45: Feedback Window Dropdown..... 50

1. BACKGROUND

The Civilian Agency Acquisition Council and the Defense Acquisition Regulations Council (Councils) proposed to amend the Federal Acquisition Regulation (FAR) to implement Section 872 of the Duncan Hunter National Defense Authorization Act for Fiscal Year 2009. Section 872 requires the General Services Administration to establish and maintain a data system containing specific information on the integrity and performance of covered Federal agency contractors and grantees. Section 872 also requires awarding officials to review the data system and consider other past performance information when making any past performance evaluation or responsibility determination.

The Duncan Hunter National Defense Authorization Act of 2009 (Public Law 110-417) was enacted on October 14, 2008. Section 872 of the Act, subject to the authority, direction, and control the Office of Management and Budget, requires the General Services Administration (GSA) to develop and maintain an information system containing specific information on the integrity and performance of covered Federal agency contractors and grantees.

In addition, the statute requires that contracting officers shall consider other past performance information available with respect to the offeror when making any responsibility determination. A responsibility determination, in accordance with the President's March 4, 2009, Government Contracting memorandum pertains to whether an offeror has historically completed projects both effectively and cost efficiently.

The statute stipulates that the information system shall be available to "appropriate acquisition officials of Federal agencies, to such other government officials as the Administrator (of the GSA) determines appropriate, and, upon request, to the Chairman and Ranking Member of the committees of Congress having jurisdiction." (section 872(e)(1)).

The OMB's Office of Federal Financial Management will provide similar, separate guidance to grantees, given that section 872 was enacted to provide a source of information on integrity and past performance of contractors and grantees.

1.1 WHAT IS FAPIIS?

Federal Awardee Performance and Integrity Information System (FAPIIS) provides specific information on the integrity and performance of Federal agency contractors and grantees. FAPIIS lets awarding officials review the data and consider past performance information when making any past performance evaluation or responsibility determination.

The sources of data include: the Department of Navy's Contractor Performance Assessment Reporting System (CPARS); the Central Contractor Registration (CCR) and the Excluded Parties List System (EPLS)

FAPIIS is a web-enabled application accessed through the Naval Sea Logistics Center Detachment Portsmouth web applications at www.PPIRS.gov . Government users fill out an on-line request for an account in order to gain system access. After establishing a User Id/Password, access to the group is granted, and each user may access the Government Main Page. The FAPIIS web page is located on the PPIRS home page. You must go to the Logon to request a User Id and Password.

Contractors may also access company contract information in FAPIIS. Access is granted by updating the company's profile at Central Contractor Registration (CCR) www.ccr.gov. Contractors must update stored company contract information to indicate a past performance Point of Contact (POC). At that time they choose a Marketing Partner Identification Number (MPIN). After establishing the MPIN you may Logon to FAPIIS using your Data Universal Numbering System (DUNS) and MPIN identification.

1.2 DOCUMENT OVERVIEW

This software user's manual provides instructions and step-by-step procedures for the FAPIIS functionality. It describes procedures for gaining access to FAPIIS, obtaining reports, and getting help. There is a Glossary of Terms provided in **Appendix A**. Dissemination of this document is approved for public release with unlimited distribution. The content of all data files referenced within this manual are sensitive but unclassified; many are controlled by the Privacy Act of 1974; and all must be handled accordingly.

2. FAPIIS USER ROLES AND RESPONSIBILITIES

There are three types of access in FAPIIS: Contractor User, Federal User, and DoD User. This section describes these User roles and the responsibilities that accompany them. A list of FAPIIS Terms And Definitions is contained in **Appendix B**.

2.1 CONTRACTOR USER:

As a contractor you will be able to:

- View and modify your account information
- View Contractor Assessment Reports
- View Contractor Summary Reports
- View Contractor Detailed Reports
- View FAPIIS Reports
- Input comments to any posted record
- Get Help
- Provide Feedback

All above information pertains only to the Vendor's own data. No Vendor shall view any other Vendor's data.

NOTE: Contractors can gain access by updating the company's profile at the Central Contractor Registration (CCR) www.ccr.gov. Contractors must identify a Past Performance Point of Contact and specify a Marketing Partner Identification Number (MPIN). This MPIN in combination with the company's Data Universal Numbering System (DUNS) number is used to log into the FAPIIS system.

2.1.1 Contractor User Responsibilities:

- Obtain a valid PKI Certificate (if required)
- Register with CCR
 - Identify a Past Performance Point of Contact
 - Specify a Marketing Partner Identification Number (MPIN)
- Verify that company information available to source selection officials is complete and accurate
- Ensure the contracting office has reported/updated all company data

2.2 FEDERAL/DOD USER

Federal and DoD Users are FAPIIS users that can view reports on contractors/grantees. As a Federal or DoD User, you will:

- View FAPIIS Reports

All above information pertains to all contractors who have Past Performance report records on file.

2.2.1 Federal/DoD User Responsibilities:

Obtain Government Account. Government Users log in using an assigned Userid and Password. For more information obtaining an account, refer to Section 3.4.1 -)

FAPIIS Reports. Allows users to review Past Performance information.

NOTE: Government users need to go to the PPIRS login screen and fill out an on-line request for an account in order to gain system access. After establishing a Userid/Password, access is granted, and each user may access the Government Main Page.

2.3 FAPIIS CENTRAL DESIGN ACTIVITY (CDA)

NAVSEALOGCEN DET PORTSMOUTH is the FAPIIS Central Design Activity that develops, designs, and maintains the FAPIIS application. The CDA will:

- Maintain FAPIIS software
- Maintain FAPIIS documentation
- Provide training and documentation to activity personnel
- Provide Customer Support Center to answer customer questions
- Respond to reported questions and/or problems in FAPIIS
- Provide technical expertise in FAPIIS application administration and processing
- Verify databases are available to users

3. ACCESSING FAPIIS

This section tells you how to modify your Internet Explorer settings for FAPIIS, how to log in and out of the application, how to change your password, and how to work in FAPIIS.

3.1 MINIMUM ACTIVITY REQUIREMENTS

3.1.1 Hardware Requirements for Activity

The hardware required for installing, configuring, maintaining, and running FAPIIS is listed below.

Minimum Client PC Requirements

Type	Recommended Minimum
CPU	Pentium II/800 Processor
Memory	256 Mb RAM
Video display	Per Navy guidelines, SVGA 800 x 600 resolution.

3.1.2 Software Requirements

The software required for installing, configuring, maintaining, and running FAPIIS is listed below.

Required Software for Client PC

Software	Version	Source
Microsoft (MS)Windows Operating System	2000, XP	Appropriate vendor
Internet Explorer	The system shall be able to run on any operating system using Internet Explorer (IE) 6.0 or later, or on IE 5.5* running MS XML Parser 3.0 or later.	Appropriate vendor

3.2 BEFORE YOU LOG INTO FAPIIS

Before you log into FAPIIS for the first time, you should adjust your screen resolution, disable AutoComplete, and set additional security measures. These changes will maximize your FAPIIS experience.

3.2.1 Changing Your Screen Resolution

A screen resolution of 800 X 600 is the minimum recommended for the best viewing results with a minimum of scrolling. Keep in mind that FAPIIS does work with resolutions smaller than this, but setting your screen to 800 X 600 will greatly enhance your experience with FAPIIS. If your screen is set to a larger resolution, such as 1024 x 768, you can use the following procedures to change your resolution:

To change your screen resolution:

- a. In an empty space on your computer desktop, right-click your mouse
- b. Select **Properties**
- c. Click the **Settings** tab
- d. In the Screen resolution area, move the arrow to the right until the resolution reads at least 800 by 600
- e. Click **OK** (screen goes black for a moment, then comes back on at the adjusted resolution)

3.2.2 Disabling AutoComplete

The AutoComplete feature saves previous entries you have made for Web addresses, forms, and passwords. For security purposes, it is recommended that you disable AutoComplete features in your browser in order to ensure personal information is not being saved to your PC.

To disable AutoComplete:

- a. In the Internet Explorer menu bar, click **Tools - Internet Options**
(Internet Options dialog box appears)
- b. Click the **Contents** tab
- c. In the Personal Information area, click **Auto Complete** (AutoComplete Settings dialog box appears)
- d. Verify that all check boxes are not checked
- e. Click **Clear Forms** and **Clear Passwords**
- f. Click **OK**

3.2.3 Setting Additional Security

If you are operating behind a proxy server, you also need to select the check box next to Use HTTP 1.1 through proxy connections.

Click **OK**.

Note: For Users with Citrix Servers, it may be necessary to check the following: **Tools/Internet Options/Advanced** Tab: Check to select "Browsing: Force off screen compositing even under Terminal Server."

Click **OK**.

3.3 GOVERNMENT (FEDERAL/DOD) ACCESS TO FAPIIS

FAPIIS allows access only to authorized Government users. Application access is determined from a combination of a Userid and Common Access Card PIN. To access FAPIIS, you must be defined as a user within FAPIIS.

3.3.1 Userid

New Accounts/First Logon Access requires User ID and Password. The user is able to select his/her Userid. The Userid can be composed of 5 to 30 characters (letters and/or numbers only). Userid is case sensitive. For security purposes, it is recommended that the user ID contain at least six characters and be composed of the user's last name (up to six characters) followed by the first and middle initial (if applicable). For more information obtaining an account, refer to Section 3.4.1 -

Requesting a New Account (Government Only).

3.3.2 Password

The user is able to select his/her Password. When creating a password, remember that passwords must contain: A combination of letters, numbers and symbols that includes at least fourteen characters.

- At least two UPPERCASE and two lower case letters.
- At least two numbers.
- At least 2 special characters
- Special characters must be one of the following !@#\$%*&^<">|=][(_){}~`~:~;~'~./+~
- Passwords are case sensitive
- Passwords must be a minimum of 14 characters
- Passwords must be changed every 60 days
- Your last 5 passwords are kept and cannot be reused

3.4 LOGGING INTO FAPIIS

Once you complete the computer configurations discussed in Section 3.2, you are ready to log into FAPIIS. FAPIIS is accessed through the Naval Sea Logistics Center Detachment Portsmouth web applications at www.PPIRS.gov.

To log into FAPIIS:

- a. Open Microsoft® Internet Explorer
- b. In the Address bar, type the uniform resource locator (URL) supplied above
- c. Click on **FAPIIS** on the left side.

Below is the **PPIRS home page** (the link listed above will get you to this page). There are also links available on the PPIRS home page supplying various sources of information: DoD Past Performance Policy Guide (Policy), PPIRS Frequently Asked Questions (FAQs), Related Links (Links), PPIRS User Manual (Help) and numerous other reference links. Check this list of provided references first for any questions concerning PPIRS or DoD past performance policy.



Figure 1: PPIRS Home Page

The Department of Defense Security Warning is displayed. Contractor and DoD Logon procedures are slightly different. Contractor access requires using a combination of the Data Universal Numbering System (DUNS) and Marketing Partner Identification Number (MPIN). MPIN numbers are created by the contractor and registered in Central Contractor Registry (CCR), which is available at www.ccr.gov. Government users log in with an assigned User Id and Password. Admin Logon is covered in a separate User's Manual.

PKI Information: All DoD employees (military and civilian), including DoD contractors that are working on site (military/government facilities) or contractors working offsite using Government Furnished Equipment (GFE) are eligible to obtain certificates from DoD PKI. If the contractor doesn't work onsite or with GFE they can obtain a certificate from an External Certificate Authority (ECA).

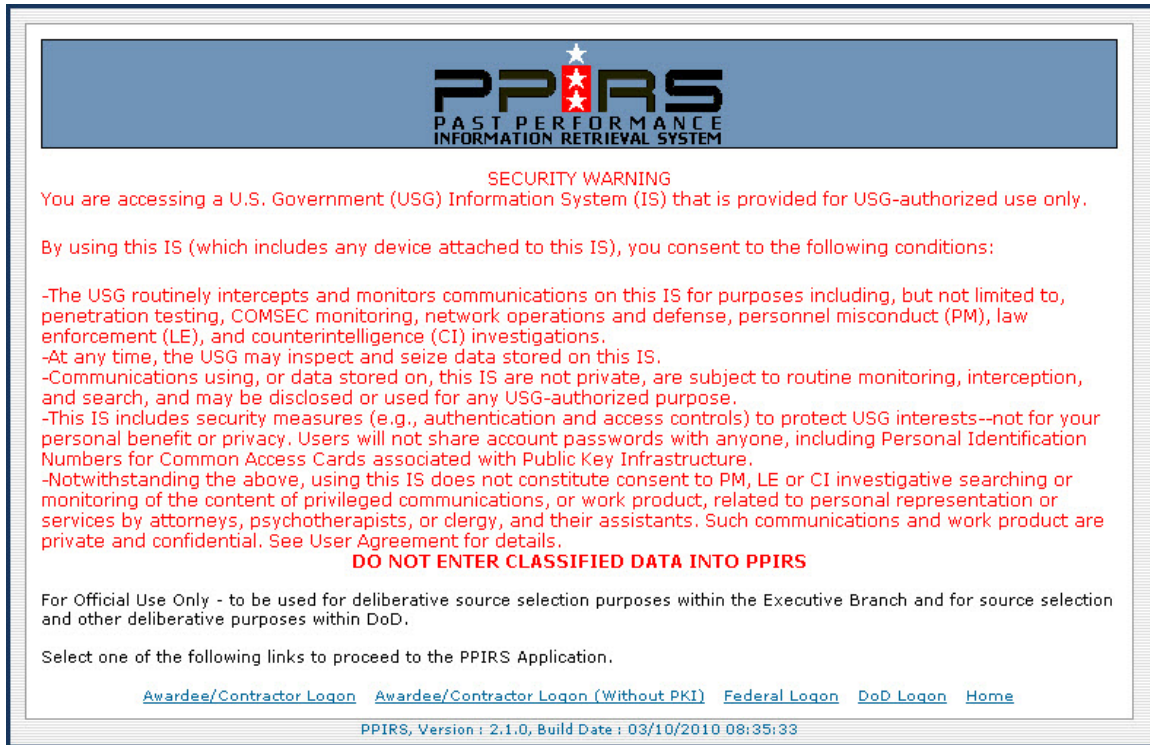
NOTE for contractors working exclusively with non-DoD, Federal agencies: If access is required, please contact the customer support desk at 207-438-1690 for assistance with getting access to PPIRS information, you may Logon *with* or *without* PKI.

External Certificate Authority: External Certificate Authorities (ECAs) provide digital certificates to the DoD's private industry partners, contractors using their own equipment or working in non-government facilities, allied partners, and other agencies.

Approved ECA Vendors: Operational Research Consultants, Inc. (ORC) <http://www.eca.orc.com>

Verisign, Inc. <http://www.verisign.com/verisign-business-solutions/public-sector-solutions/ieca-eca-certificates/index.html>

The following site provides additional FAQs on the subject of ECA:
<http://iase.disa.mil/pki/eca/index.htm>



PPIRS
PAST PERFORMANCE
INFORMATION RETRIEVAL SYSTEM

SECURITY WARNING

You are accessing a U.S. Government (USG) Information System (IS) that is provided for USG-authorized use only.

By using this IS (which includes any device attached to this IS), you consent to the following conditions:

- The USG routinely intercepts and monitors communications on this IS for purposes including, but not limited to, penetration testing, COMSEC monitoring, network operations and defense, personnel misconduct (PM), law enforcement (LE), and counterintelligence (CI) investigations.
- At any time, the USG may inspect and seize data stored on this IS.
- Communications using, or data stored on, this IS are not private, are subject to routine monitoring, interception, and search, and may be disclosed or used for any USG-authorized purpose.
- This IS includes security measures (e.g., authentication and access controls) to protect USG interests--not for your personal benefit or privacy. Users will not share account passwords with anyone, including Personal Identification Numbers for Common Access Cards associated with Public Key Infrastructure.
- Notwithstanding the above, using this IS does not constitute consent to PM, LE or CI investigative searching or monitoring of the content of privileged communications, or work product, related to personal representation or services by attorneys, psychotherapists, or clergy, and their assistants. Such communications and work product are private and confidential. See User Agreement for details.

DO NOT ENTER CLASSIFIED DATA INTO PPIRS

For Official Use Only - to be used for deliberative source selection purposes within the Executive Branch and for source selection and other deliberative purposes within DoD.

Select one of the following links to proceed to the PPIRS Application.

[Awardee/Contractor Logon](#) [Awardee/Contractor Logon \(Without PKI\)](#) [Federal Logon](#) [DoD Logon](#) [Home](#)

PPIRS, Version : 2.1.0, Build Date : 03/10/2010 08:35:33

Figure 2: Security Warning/Logon

When you have read the warning message, click on your selection.

- a. A contractor looking to verify company information in FAPIIS may select either the [Awardee/Contractor Logon](#) link, or the [Awardee/Contractor Logon \(Without PKI\)](#) link
- b. A Federal user (government non-DoD) looking for available reports in FAPIIS selects the [Federal Logon](#) link
- c. A Government user looking for available reports in FAPIIS selects the [DoD Logon](#) link
- d. To return to the PPIRS home page select the [Home](#) link
- e. If the user chooses to Logon using PKI the following screen is displayed

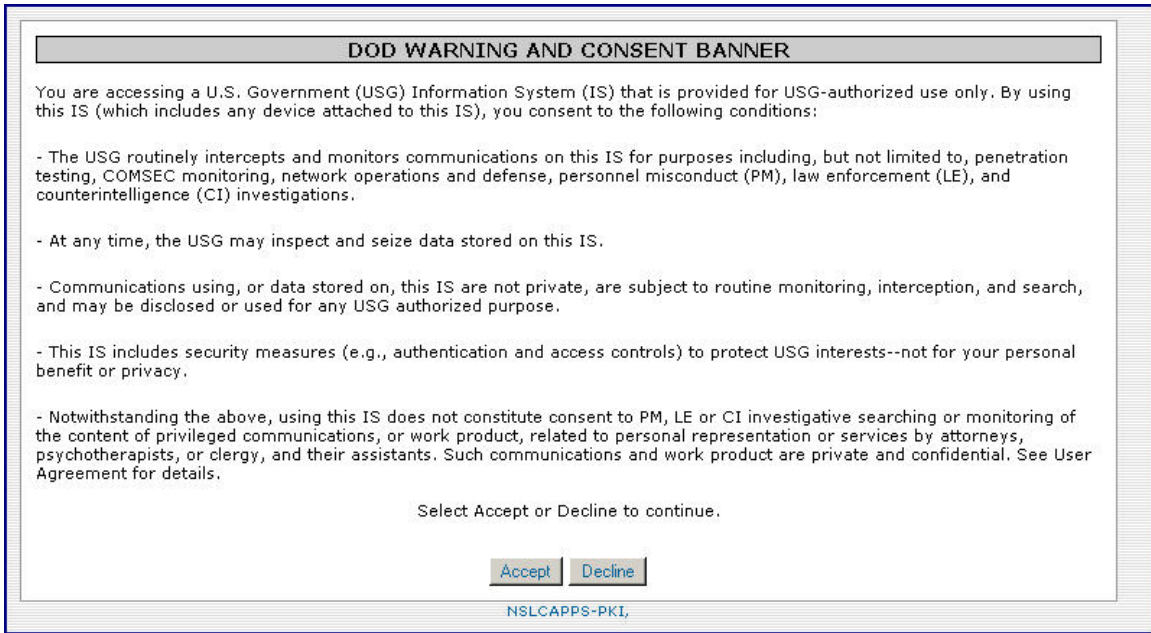


Figure 3: DoD Warning and Consent Banner

- f. You must select **Accept** to continue

Government Users will be prompted for a valid PKI certificate as in the window below. Click on the appropriate certificate, and then click **OK**.

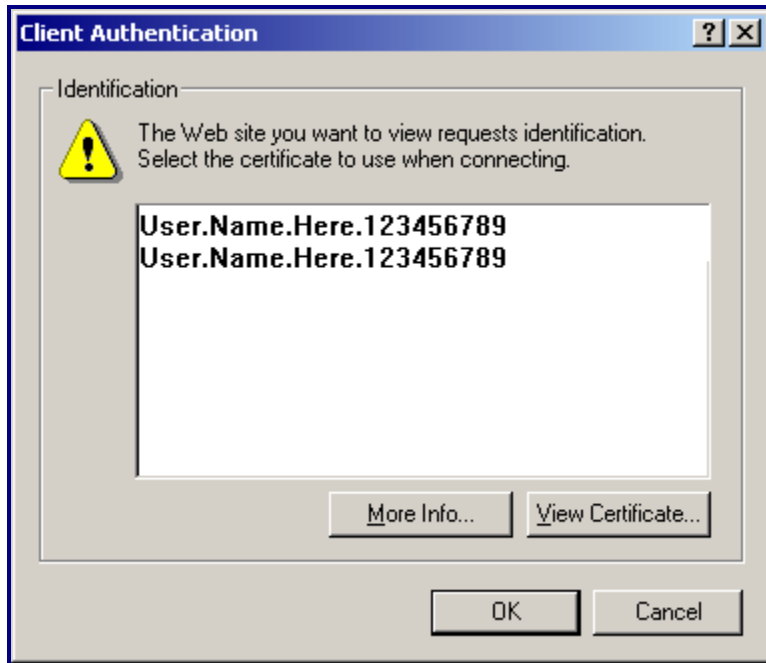


Figure 4: PKI Certificate

Also, if you are a government user (DoD) you will be prompted to enter your PIN for your CAC card as in the window below. Enter PIN and click **OK**.

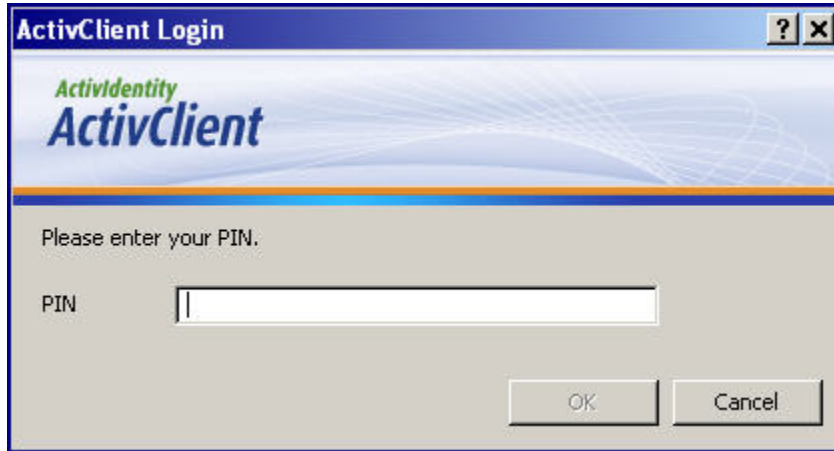


Figure 5: ActiveCard Client Login

- g. If the user selects **Awardee/Contractor Logon (Without PKI)** the following screen will display
- h. See Section 3.4.4 Requesting a New Account (Contractor Logon) for more information

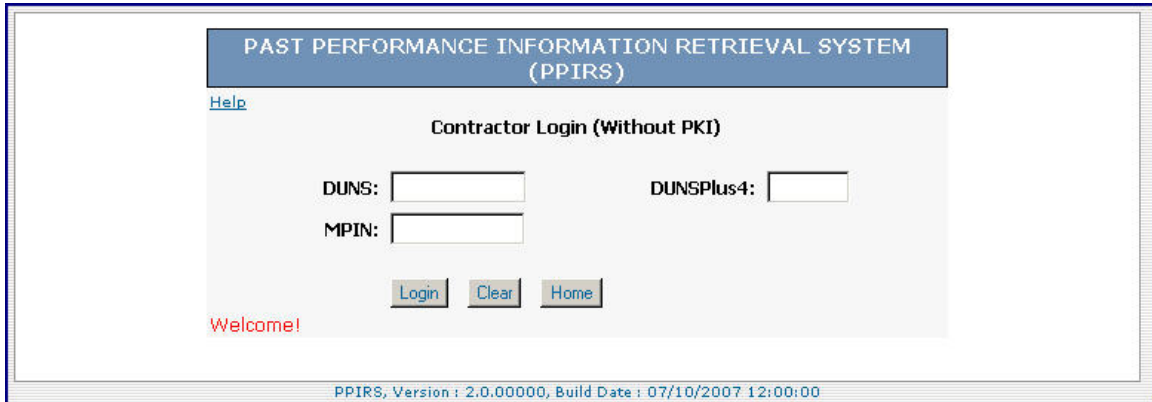


Figure 6: Contractor Login (Without PKI) Screen

3.4.1 Requesting a New Account (Government Only)

- a. Click the **Request Account** button

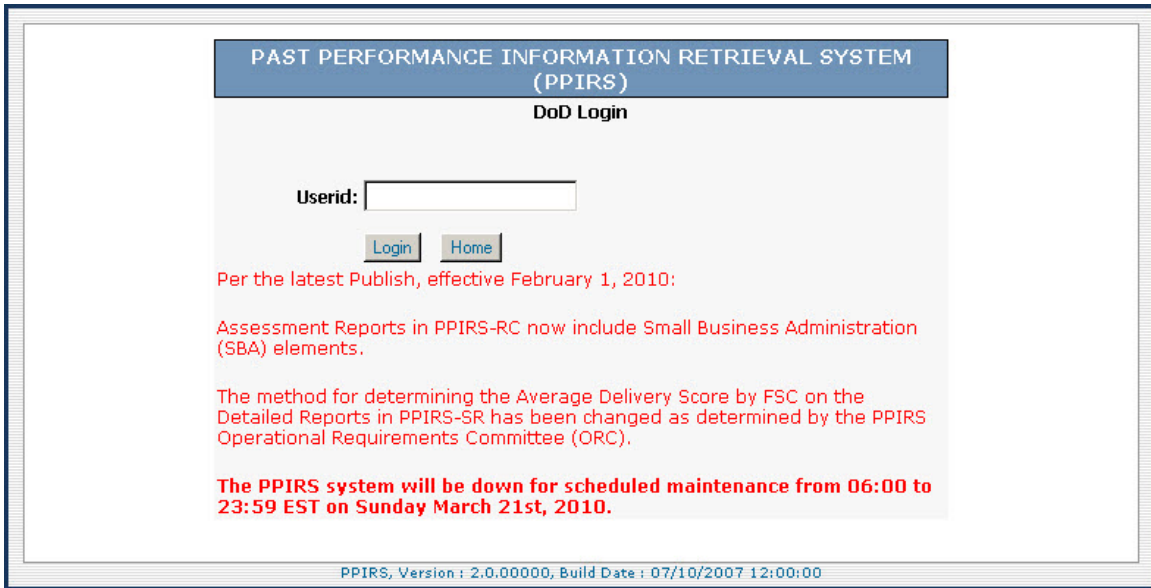


Figure 7: FAPIIS Government Login Window

- b. The Non-Disclosure Agreement will display

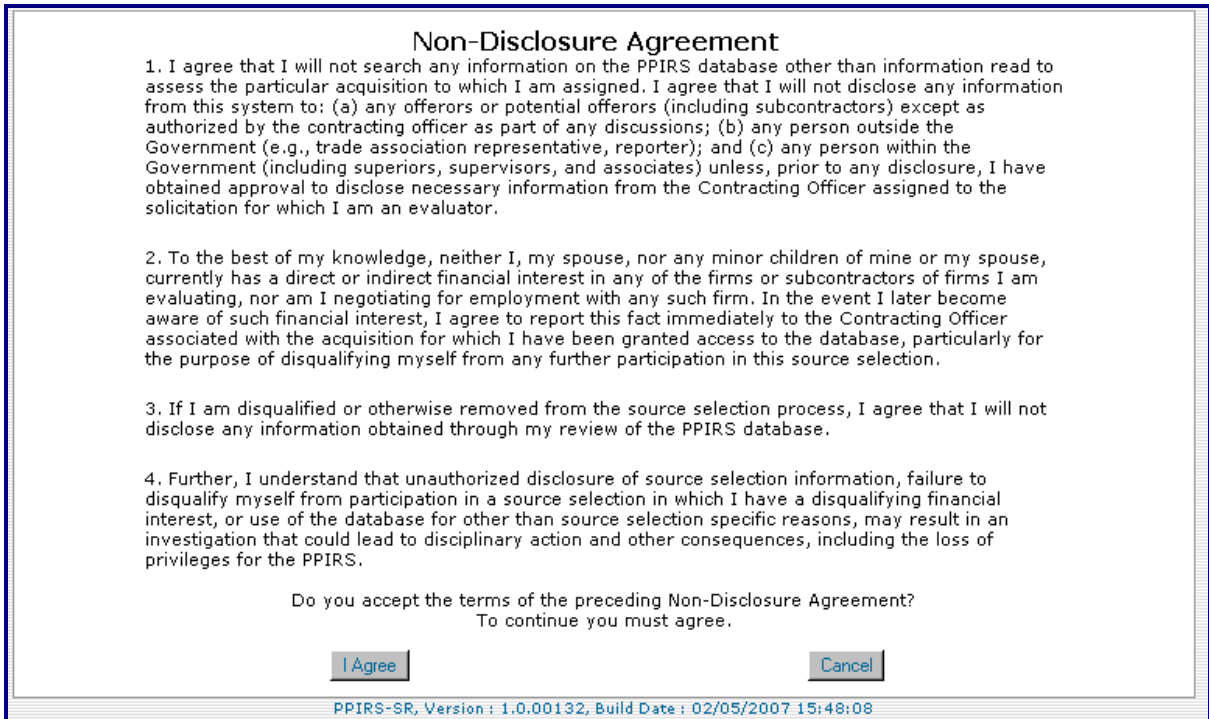


Figure 8: Non-Disclosure Agreement

- c. When you have read the Non-Disclosure Agreement, click the **I Agree** button

d. The Request Government Account screen will display

Figure 9: Request Government Account

NOTE: *The dropdown for Select Application contains only PPIRS-RC & PPIRS-SR. FAPIIS access is a companion tool for source selection use. Access to FAPIIS is granted automatically with access to either of these two applications.*

- e. Enter your information
- f. Click the **Next** button
- g. You are required to Request Group Membership

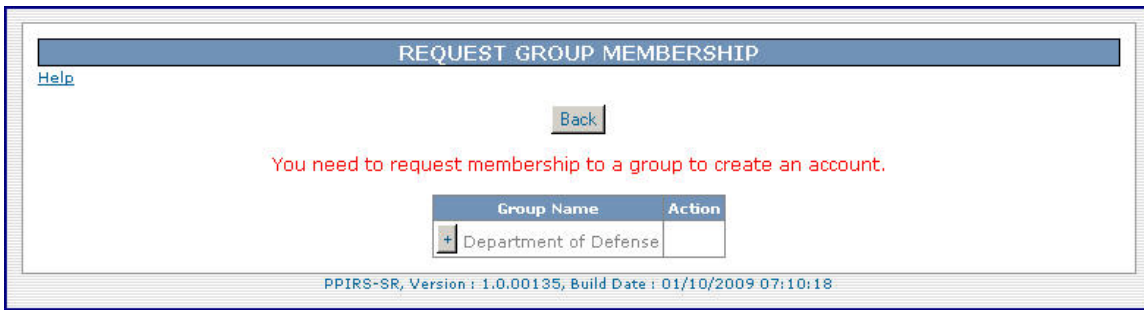


Figure 10: Request Group Membership

h. Click the + to expand a Group Name

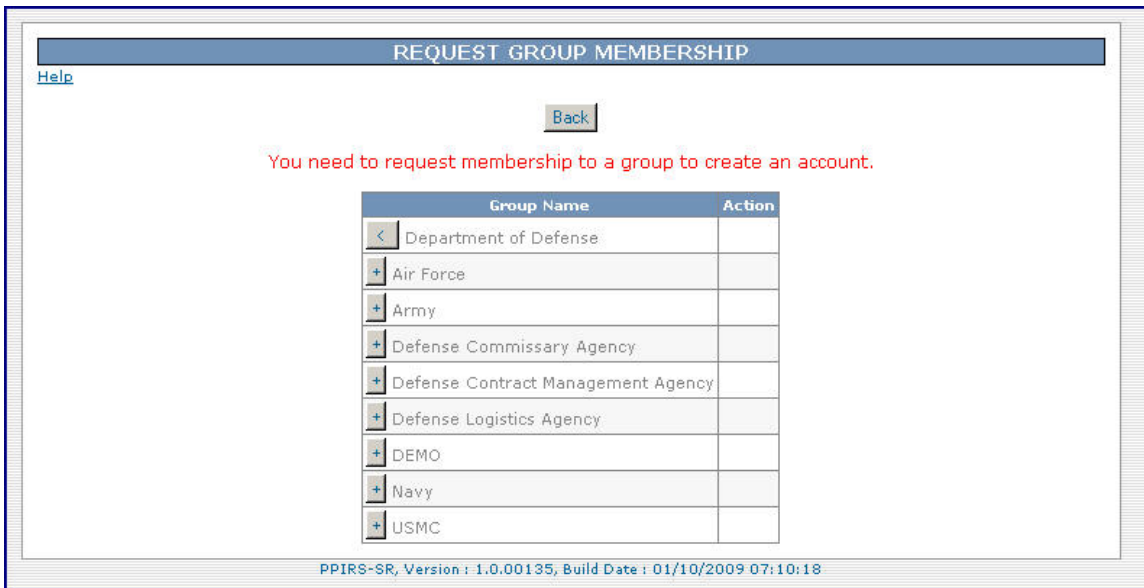


Figure 11: Request Group Membership 2

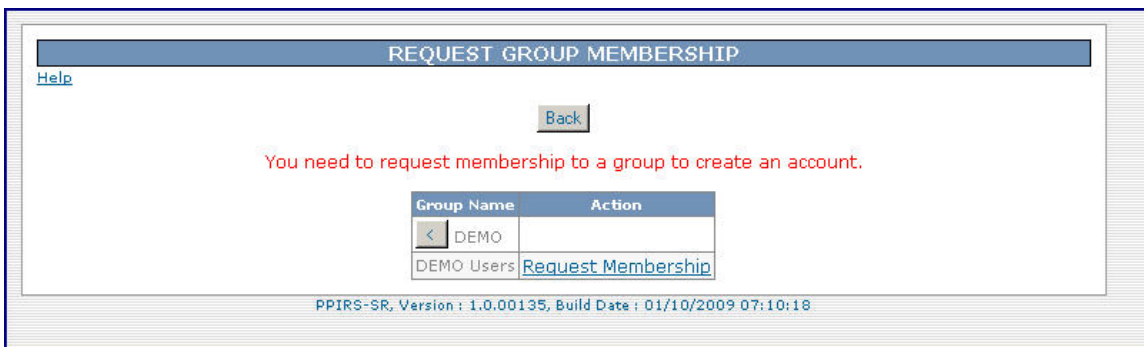


Figure 12: Request Group Membership 3

i. Click [Request Membership](#) for your group

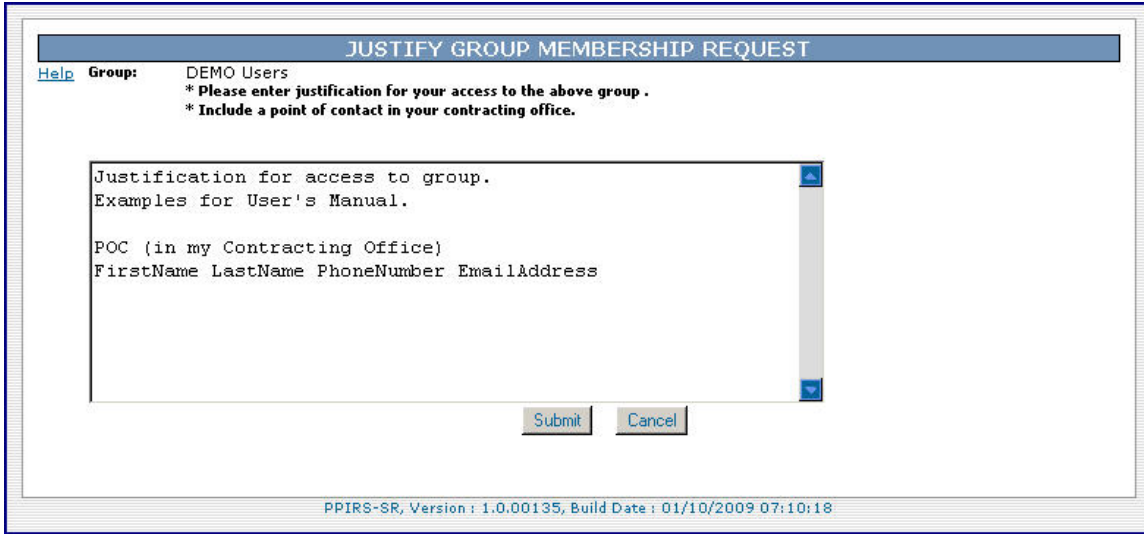


Figure 13: Justify Group Membership Request

- j. You must enter justification for access to your group
- k. You must include a point of contact in your Contracting Office
- l. Once your justification and POC have been entered, click the Submit button
- m. You will receive an email with the Subject Line: PPIRS Notification



Figure 14: PPIRS Notification Example

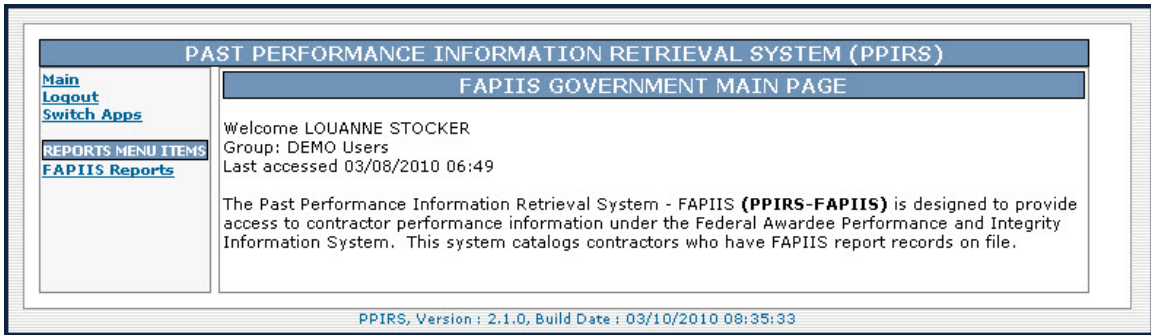


Figure 15: Government Main Page

Requesting a New Account (Contractor Logon Without PKI)

- a. In the DUNS field, type your company DUNS, (DUNSPlus4 if applicable).
- b. In the MPIN field, type your MPIN number.
- c. **NOTE:** If an MPIN number has not been assigned, go directly to the CCR web site www.ccr.gov to request one.

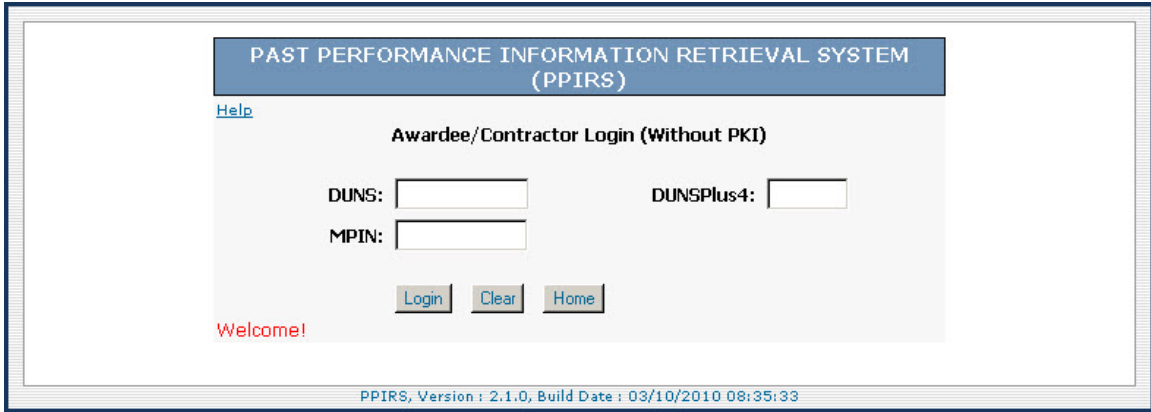


Figure 16: Awardee/Contractor Login Without PKI

- d. Once all is entered correctly click [Logon](#)

3.4.2 Awardee/Contractor Logon

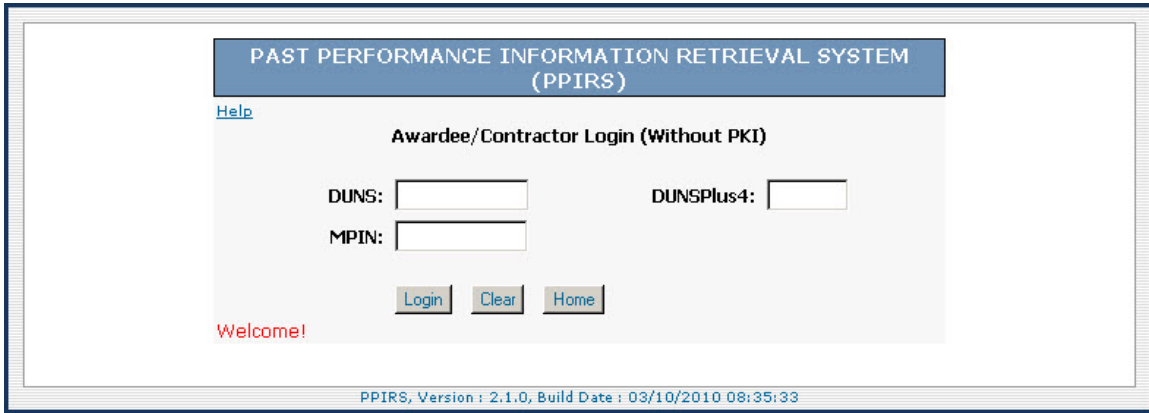


Figure 17: FAPIIS Contractor Login Window

- a. You will be prompted for a certificate. (See Figure 5: PKI Certificate).
- b. In the DUNS field, type your company DUNS, (DUNSPlus4 if applicable).
- c. In the MPIN field, type your MPIN number.
- d. **NOTE:** If an MPIN number has not been assigned, go directly to the CCR web site www.ccr.gov to request one.
- e. Click the **Login** button

The Contractor Summary Report will display immediately upon logging in. For information on Contractor Summary Report see Section 4.4 - Contractor Report.

3.4.3 DoD Logon

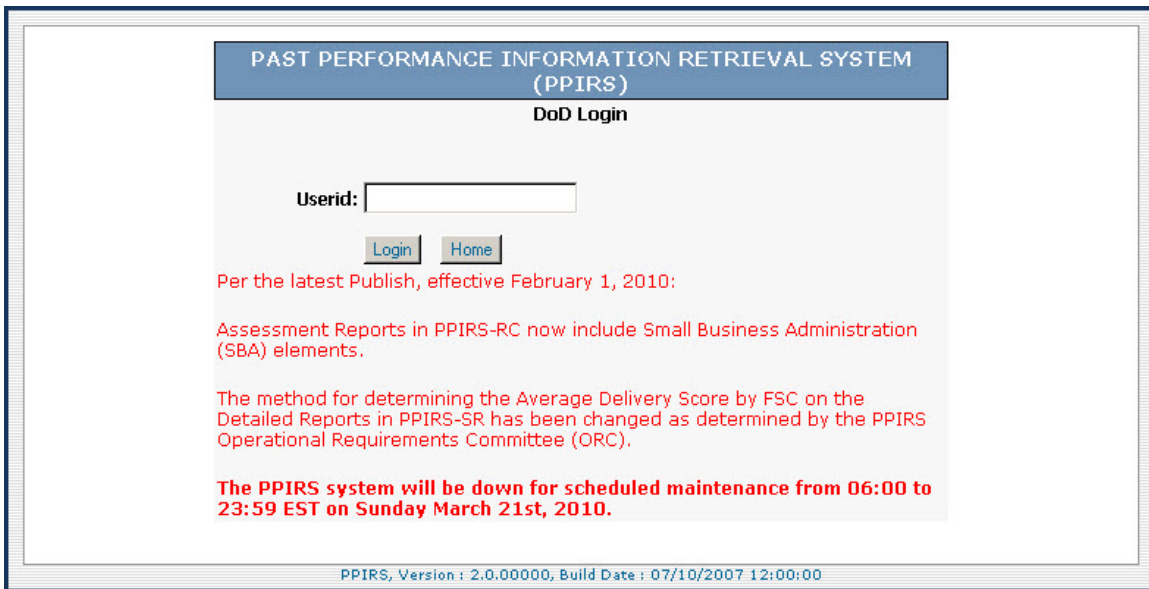


Figure 18: FAPIIS DoD Login Window

- a. In the Userid field, type your Userid. You do not need to enter a password

after your initial setup since your Userid will now automatically authenticate directly to your CAC. You may get a prompt to enter your CAC PIN, though.

- b. Click the **Login** button

Government Main Page shown below will be displayed.

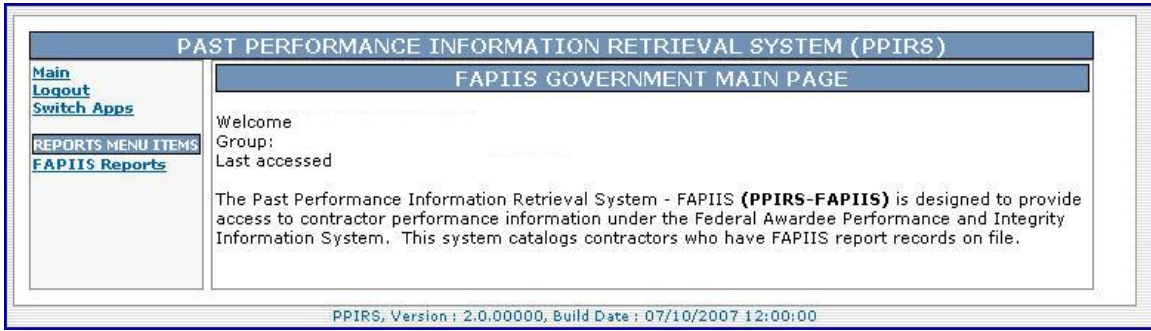


Figure 19: FAPIIS Government Main Page

3.5 INVALID LOGIN

If you enter an incorrect Userid or Password, a message warns you an invalid Userid or Password or both was entered. If your third attempt fails, FAPIIS locks your account. Before you can log in again, you must contact your site's FAPIIS Administrator to unlock your account and reset your password or the NSLC Help Desk. **Appendix C** contains Troubleshooting Hints and Tips.

3.6 FORGOTTEN PASSWORD

Click on the **Forgot Password?** link and the following screen will display.

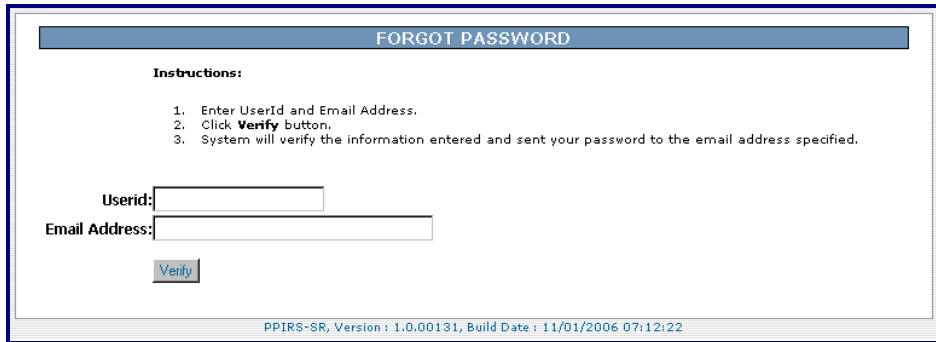


Figure 20: Forgot Password

- a. Enter Userid and Email Address.
- b. Click the **Verify** button.
- c. System will verify the information entered and send your password to the email address specified.

3.7 EXITING FAPIIS

- a. To exit the FAPIIS system, select the [Logout](#) link in the left-hand frame of the web page. (See Figure 16: Government Main Page Full Access). This will return you to the FAPIIS login screen.
- b. Select [Switch Apps](#) to switch between PPIRS applications and FAPIIS (covered in Section 4.2 Switch Applications).

3.8 CONCURRENT SESSIONS

A FAPIIS user is prevented from having concurrent login sessions within a user type, i.e. GOVT, CTR, or ADMIN. A user is permitted concurrent login across user type, i.e. can be logged in GOVT and CTR at the same time. When a user attempts a concurrent login, they are presented with the new 'Concurrent Session Notification'. If they select 'Cancel', leave the screen open, or close the browser, their previous session remains active. However, if they select 'Kill Previous Session' the current browser will bring them to the 'Home' login page where they can now login and work in the new session. If they attempt to return to the previous session, they will not be able to login, or continue work as they will be taken to the 'Home' page.

4. WORKING IN FAPIIS

FAPIIS uses two work areas: the menu bar, and the detail area. For most of the tasks you perform in FAPIIS, you follow this sequence:

- a. In the Navigation frame, select the action you want to perform.
- b. In the Detail area, work in the window that displays.

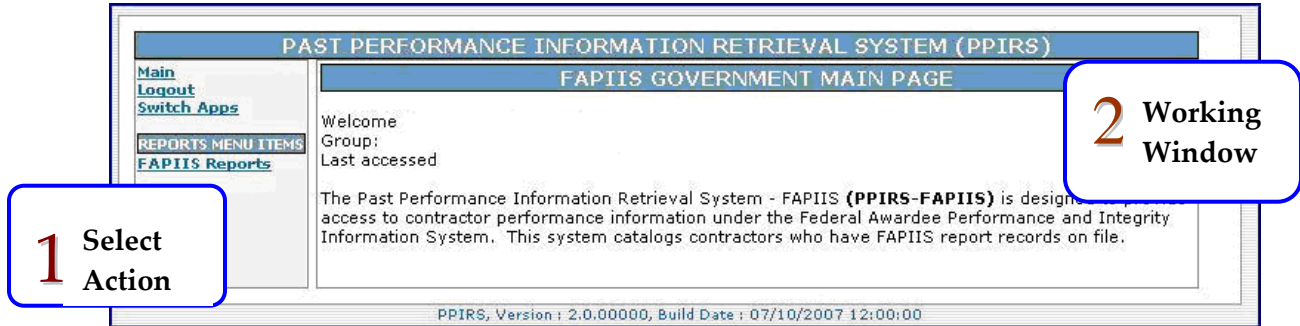


Figure 21: Working Order in FAPIIS

Note: Make sure you use only the menu items, buttons, and controls within the FAPIIS work areas. To move around in FAPIIS, do not use your browser's Back button or Forward button. Instead, make sure you use FAPIIS's Window menu and the Navigation frame.

4.1 NAVIGATING IN FAPIIS

In the navigation frame, you can perform the following actions:

- Return to the FAPIIS Government Main Page
- Log out of the system
- Switch Applications
- Review FAPIIS reports

4.2 SWITCH APPLICATIONS

Allows users to switch between PPIRS applications and FAPIIS without the need to login.



Figure 22: Select an Application Screen

4.3 REPORTS

Allows users to review FAPIIS information.

4.4 CONTRACTOR REPORTS

After completion of the Contractor login process, the Contractor Main Page will be displayed.

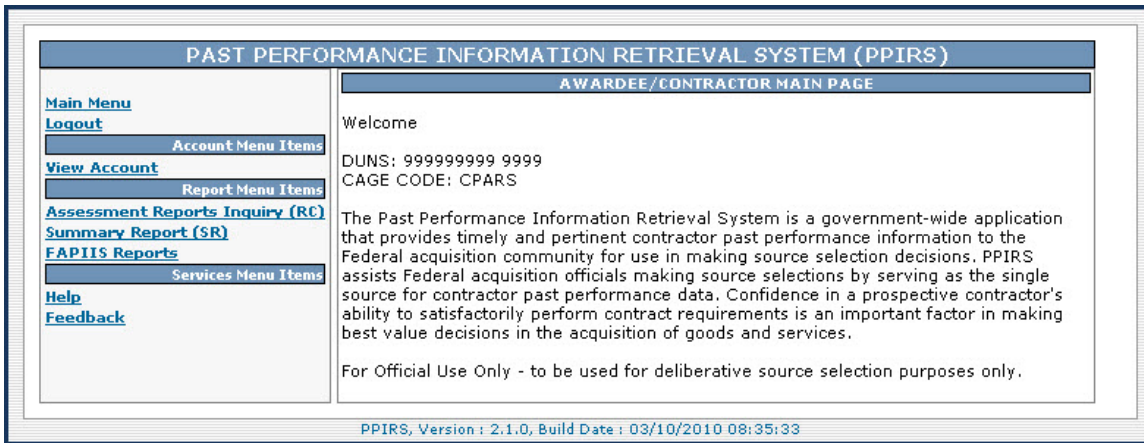


Figure 23: Contractor Main Page

NOTE: *Assessment Reports Inquiry (RC) and Summary Report (SR) are described in the PPIRS-RC Software User's Manual, and the PPIRS-SR Software User's Manual, respectively, and will not be covered herein.*

4.4.1 FAPIIS Reports

To access FAPIIS Reports click [FAPIIS Reports](#) in the Navigation frame.

- a. The FAPIIS Informational Statement will pop up.



Figure 24: FAPIIS Informational Statement Popup

- b. Click OK to continue.
- c. The FAPIIS Report Search will be displayed.

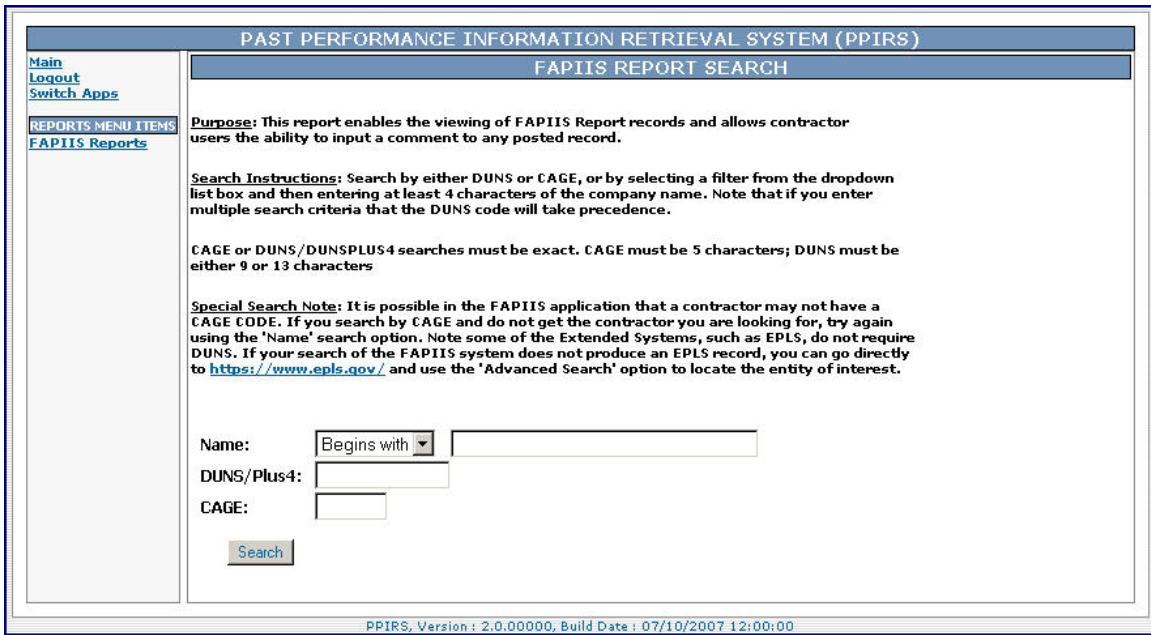


Figure 25: FAPIIS Report Search

- d. You may select desired selection from the drop down list, or
- e. Enter DUNS or DUNS/Plus 4, or
- f. Enter CAGE Code.

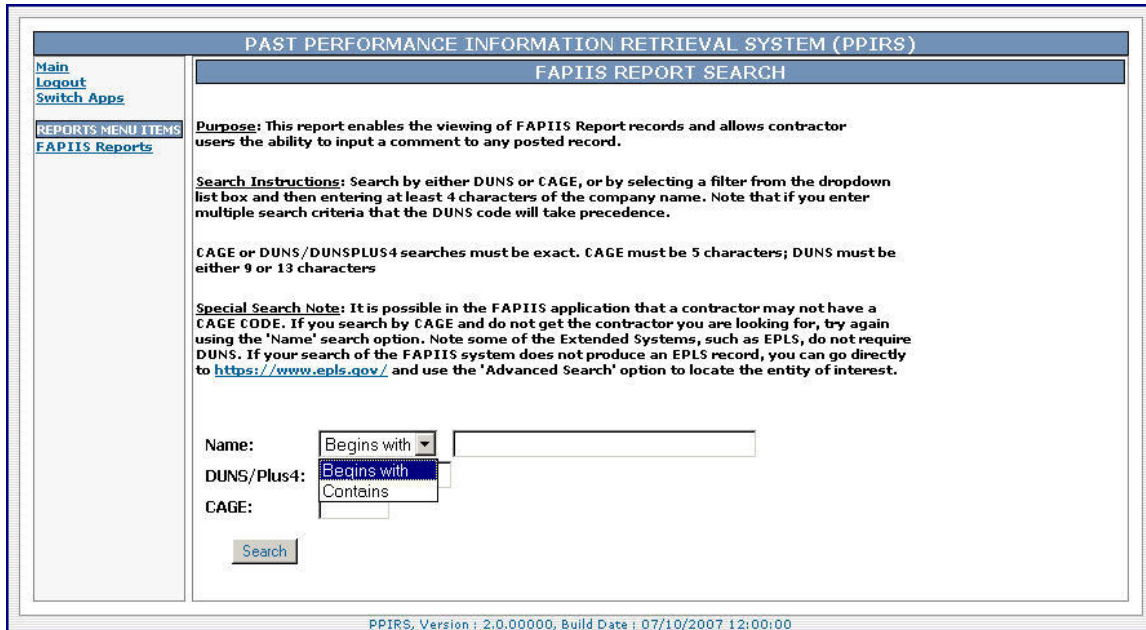


Figure 26: FAPIS Report Search Dropdown

- g. Click the Search button to continue.

PAST PERFORMANCE INFORMATION RETRIEVAL SYSTEM (PPIRS)

[Main](#)

[Logout](#)

[Switch Apps](#)

REPORTS MENU ITEMS

[FAPIIS Reports](#)

FAPIIS REPORT SEARCH

Purpose: This report enables the viewing of FAPIIS Report records and allows contractor users the ability to input a comment to any posted record.

Search Instructions: Search by either DUNS or CAGE, or by selecting a filter from the dropdown list box and then entering at least 4 characters of the company name. Note that if you enter multiple search criteria that the DUNS code will take precedence.

CAGE or DUNS/DUNSPPLUS4 searches must be exact. CAGE must be 5 characters; DUNS must be either 9 or 13 characters

Special Search Note: It is possible in the FAPIIS application that a contractor may not have a CAGE CODE. If you search by CAGE and do not get the contractor you are looking for, try again using the 'Name' search option. Note some of the Extended Systems, such as EPLS, do not require DUNS. If your search of the FAPIIS system does not produce an EPLS record, you can go directly to <https://www.epls.gov/> and use the 'Advanced Search' option to locate the entity of interest.

Name:

DUNS/Plus4:

CAGE:

Select radio button to see the full list of reports for that contractor entry. Note that because of the variability of search criteria across the various FAPIIS systems, contractor selections will be displayed first if found in FAPIIS itself, then from CCR, and finally EPLS.

The following records were found in the FAPIIS system for the entered search criteria.

Select	Company Name	DUNS
<input type="radio"/>	Lightening Bolt Company	999999999

No records were found in the CCR system for the entered search criteria.

No records were found in the EPLS system for the entered search criteria.

PPIRS, Version : 2.0.00000, Build Date : 07/10/2007 12:00:00

Figure 27: FAPIIS Report Screen 1

- h. Select the Radio Button next to the Company Name you require.
- i. A summary of all reports for the selected company will display.

PAST PERFORMANCE INFORMATION RETRIEVAL SYSTEM - STATISTICAL REPORTING

[Main](#)
[Logout](#)
[Switch Apps](#)

FAPIIS REPORTS

Awardee: LIGHTENING BOLT COMPANY

Summary of All Reports
 Select radio button to see the report type details.

Select	Report Type	Count
<input type="radio"/>	Defective Pricing	4
<input type="radio"/>	Non-Responsibility Determination	3
<input type="radio"/>	Recipient Not-Qualified Determination	4
<input type="radio"/>	Termination for Cause	3
<input type="radio"/>	Termination for Default	6
<input type="radio"/>	Termination for Material Failure to Comply	4

Select	Extended System Report Source
<input type="radio"/>	Central Contractor Registration (CCR)
<input type="radio"/>	PPIRS Report Cards (PPIRS-RC)
<input type="radio"/>	Excluded Parties List System (EPLS)

Details of Selected Extended System Source

Central Contractor Registration (CCR)

- Question: Does your business or organization (including parent organization, all branches, and all affiliates worldwide) have current active Federal contracts and/or grants with total value (including any exercised/unexercised options) greater than \$10,000,000?
 ***Contractor Response: **Yes**
- Question: Within the last five years, has your business or organization (including parent organization, all branches, and all affiliates worldwide) and/or any of its principals, in connection with the award to or performance by your business or organization of a Federal or State contract or grant, been involved in a (1) criminal proceeding resulting in a conviction or other acknowledgment of fault; (2) civil proceeding resulting in a finding of fault with a monetary fine, penalty, reimbursement, restitution, and/or damages greater than \$5,000, or other acknowledgment of fault; and/or (3) administrative proceeding resulting in a finding of fault with either a monetary fine or penalty greater than \$5,000 or reimbursement, restitution, or damages greater than \$100,000, or other acknowledgment of fault?
 ***Contractor Response: **Yes**

CCR Proceedings For: LIGHTENING BOLT COMPANY (999999999)		
Disposition Date	Instrument ID	Instrument Number
2008-08-07-13.25.58.0000000	InstrumentID1 S1	InstrumentNumber1
Proceeding Type	Disposition	Description of Disposition
ProceedingType1	Disposition1	This line contains 500 characters: Notwithstanding the above, using this IS does not constitute consent to PM, LE or CI investigative searching or monitoring of the content of privileged communications, or work product, related to personal representation or services by attorneys, psychotherapists, or clergy, and their assistants. Such communications and work product are private and confidential. See User Agreement for details. Notwithstanding the above, using this IS does not constitute consent

CCR Proceedings For: LIGHTENING BOLT COMPANY (999999999)		
Disposition Date	Instrument ID	Instrument Number
2009-08-07-13.25.58.0000000	InstrumentID2 S2	InstrumentNumber2
Proceeding Type	Disposition	Description of Disposition
ProceedingType2	Disposition2	ProceedingDescription2

CCR POC Information For: LIGHTENING BOLT COMPANY (999999999)	
POC Information	Alternate POC Information
POC Name1	Alt POC Name2
POC Address11	Alt POC Address12
POC Address21	Alt POC Address22
POC City1 S1 POC ForeignProvince1 POC PostalCode1 CO1	Alt POC City2 S2 Alt POC ForeignProvince2 Alt POC PostalCode2 CO2
POCName1@email1.ops POC Phone1 1111	AltPOCName2@email1.ops Alt POC Phone2 2222

PPIRS Report Cards (PPIRS-RC)		
Awardee	DUNS	Status/Count
LIGHTENING BOLT COMPANY	999999999	2

Excluded Parties List System (EPLS)

*** No matching Excluded Parties List System (EPLS) records were found based on the search criteria information we have. You may want to search EPLS directly at <https://www.epls.gov> and use the 'Advanced Search' option to locate the entity of interest.

PPIRS, Version : 2.0.00000, Build Date : 07/10/2007 12:00:00

Figure 28: FAPIIS Summary of All Reports

j. Select the Radio Button next to the Report you require.

4.4.2 Individual Reports in FAPIIS

Many types of reports may be accessed from the Summary of all Reports screen (above). The following will cover individual report types.

4.4.2.1 Defective Pricing

The example has four (4) reports listed for Defective Pricing.

- a. Select the Radio Button next to Defective Pricing.
- b. Details for the selected report type (Defective Pricing) will be shown at the bottom of the screen.

PAST PERFORMANCE INFORMATION RETRIEVAL SYSTEM - STATISTICAL REPORTING			
Main Logout Switch Apps <hr/> REPORTS MENU ITEMS FAPIIS Reports	FAPIS REPORTS		
Awardee: LIGHTENING BOLT COMPANY			
Summary of All Reports			
Select radio button to see the report type details.			
Select	Report Type	Count	
<input type="radio"/>	Defective Pricing	4	
<input type="radio"/>	Non-Responsibility Determination	3	
<input type="radio"/>	Recipient Not-Qualified Determination	4	
<input type="radio"/>	Termination for Cause	3	
<input type="radio"/>	Termination for Default	6	
<input type="radio"/>	Termination for Material Failure to Comply	4	
Select	Extended System Report Source		
<input type="radio"/>	Central Contractor Registration (CCR)		
<input type="radio"/>	PPIRS Report Cards (PPIRS-RC)		
<input type="radio"/>	Excluded Parties List System (EPLS)		
Details of Selected Report Type			
Select radio button to see the specific details of that report.			
Select	Report Date	Report Type	FAPIS Contract/Grant Funding Number
<input type="radio"/>	10/31/2009	Defective Pricing	0001CONTRACTAWARDIDNUMBERANDTHISISALONGFIELDNUMBER
<input type="radio"/>	12/01/2009	Defective Pricing	DOREEN2000
<input type="radio"/>	01/04/2010	Defective Pricing	DEFECTIVEPRICINGRECORDFORTEST
<input type="radio"/>	11/04/2007	Defective Pricing	DLA4526245
PPIRS, Version : 2.0.00000, Build Date : 07/10/2007 12:00:00			

Figure 29: Defective Pricing Reports

- c. Select the Radio Button next to any listed report to see specific details.

PAST PERFORMANCE INFORMATION RETRIEVAL SYSTEM - STATISTICAL REPORTING			
FAPIS REPORTS			
Main Logout Switch Apps			
REPORTS MENU ITEMS FAPIS Reports			
Awardee: LIGHTENING BOLT COMPANY			
Summary of All Reports			
Select radio button to see the report type details.			
Select	Report Type	Count	
<input type="radio"/>	Defective Pricing	4	
<input type="radio"/>	Non-Responsibility Determination	3	
<input type="radio"/>	Recipient Not-Qualified Determination	4	
<input type="radio"/>	Termination for Cause	3	
<input type="radio"/>	Termination for Default	6	
<input type="radio"/>	Termination for Material Failure to Comply	4	
Select	Extended System Report Source		
<input type="radio"/>	Central Contractor Registration (CCR)		
<input type="radio"/>	PPIRS Report Cards (PPIRS-RC)		
<input type="radio"/>	Excluded Parties List System (EPLS)		
Selected Individual Occurrence Report Record			
Select radio button to see the attached report file. If there is no button, it means there is no file to view for that record.			
Attached	Report Date	Report Type	FAPIS Contract/Grant Funding Number
<input type="radio"/>	10/31/2009	Defective Pricing	0001CONTRACTAWARDIDNUMBERANDTHISISALONGFIELDNUMBER
FAPIS Record Details			
DOCUMENT INFORMATION			
Record Type: Defective Pricing		Action Date: 10/31/2009	
Contract Award ID Number: 0001CONTRACTAWARDIDNUMBERANDTHISISALONGFIELDNUMBER			
Contract Referenced Award ID Number: 0001CONTRACTREFERENCEDAWARDIDNUMBERLONGNUMBERFIELD			
NAICS: 336411		Product/Service Code: 1270	
AWARDEE INFORMATION			
DUNS: 999999999		CAGE Code: CPARS	
Awardee Name: ACME Corporation and the longest company name field i have ever seen in the entire whole wide world of the United States			
Doing Business As: Aircraft Manufacturing Limited which is also a very longname			
Address (1): 1234 Portsmouth Ave and I'm going to fill the address 1			
Address (2): 9876 Exeter Avenue and I'm going to fill the address 22			
City: Nottingham in Rockingham County Sea			
Province/State: DISTRICT OF COLUMBIA		Postal/Zip Code: 11111-1111-111-11-1-0-9-8-7-6-5-4-3	
Country: UNITED STATES			
REPORTING AGENCY INFORMATION			
Agency Name: SMITHSONIAN INSTITUTION			
Contracting Office: ANACOSTIA MUSEUM AND CENTER FOR AFRICAN AMERICAN HISTORY AND CULTURE			
Contracting Officer Name: Ed Marceau from SmithsonianInstitute			
Phone Number: 207.438.6539, ext 12		FAX Number: 207.438.6535, ext 34	
Email Address: edmond.marceau.roy.cherra.turco.coulombe.cote.landry.gilbert.vachon.maggie.lise.nina.terry.@navy.mil			
Historical Record of Previous Comments			
11/01/2009	teter ertet tertret	test to see	

PPIRS, Version : 2.0.00000, Build Date : 07/10/2007 12:00:00

Figure 30: Defective Pricing Report Details

- d. FAPIS Record Details are displayed at the bottom of the screen.
- e. Attachments to Selected Individual Occurrence Report Records may be viewed by selecting the Radio Button next to it.

4.4.2.2 Non-Responsibility Determination

The example has three (3) reports listed for Non-Responsibility Determination.

- a. Select the Radio Button next to Non-Responsibility Determination.
- b. Details for the selected report type (Non-Responsibility Determination) will be shown at the bottom of the screen.

PAST PERFORMANCE INFORMATION RETRIEVAL SYSTEM - STATISTICAL REPORTING

Main
Logout
Switch Apps

REPORTS MENU ITEMS
[FAPIIS Reports](#)

FAPIIS REPORTS

Awardee: LIGHTENING BOLT COMPANY

Summary of All Reports

Select radio button to see the report type details.

Select	Report Type	Count
<input type="radio"/>	Defective Pricing	4
<input type="radio"/>	Non-Responsibility Determination	3
<input type="radio"/>	Recipient Not-Qualified Determination	4
<input type="radio"/>	Termination for Cause	3
<input type="radio"/>	Termination for Default	6
<input type="radio"/>	Termination for Material Failure to Comply	4

Select Extended System Report Source

<input type="radio"/>	Central Contractor Registration (CCR)
<input type="radio"/>	PPIRS Report Cards (PPIRS-RC)
<input type="radio"/>	Excluded Parties List System (EPLS)

Details of Selected Report Type

Select radio button to see the specific details of that report.

Select	Report Date	Report Type	FAPIIS Contract/Grant Funding Number
<input type="radio"/>	09/30/2008	Non-Responsibility Determination	N4511256C1234567891011122
<input type="radio"/>	11/10/2009	Non-Responsibility Determination	454545454545
<input type="radio"/>	11/08/2009	Non-Responsibility Determination	N0001977H0987

PPIRS, Version : 2.0.00000, Build Date : 07/10/2007 12:00:00

Figure 31: Non-Responsibility Determination Reports

- c. Select the Radio Button next to any listed report to see specific details.

d. FAPIIS Record Details are displayed at the bottom of the screen.

PAST PERFORMANCE INFORMATION RETRIEVAL SYSTEM - STATISTICAL REPORTING			
FAPIIS REPORTS			
Awardee: LIGHTENING BOLT COMPANY			
Summary of All Reports			
Select radio button to see the report type details.			
Select	Report Type	Count	
<input type="radio"/>	Defective Pricing	4	
<input type="radio"/>	Non-Responsibility Determination	3	
<input type="radio"/>	Recipient Not-Qualified Determination	4	
<input type="radio"/>	Termination for Cause	3	
<input type="radio"/>	Termination for Default	6	
<input type="radio"/>	Termination for Material Failure to Comply	4	
Select	Extended System Report Source		
<input type="radio"/>	Central Contractor Registration (CCR)		
<input type="radio"/>	PPIRS Report Cards (PPIRS-RC)		
<input type="radio"/>	Excluded Parties List System (EPLS)		
Selected Individual Occurrence Report Record			
Select radio button to see the attached report file. If there is no button, it means there is no file to view for that record.			
Attached	Report Date	Report Type	FAPIIS Contract/Grant Funding Number
<input type="radio"/>	09/30/2008	Non-Responsibility Determination	N4511256C1234567891011122
FAPIIS Record Details			
DOCUMENT INFORMATION			
Record Type: Non-Responsibility Determination		Action Date: 09/30/2008	
Solicitation Number: N4511256C1234567891011122			
NAICS: 238320		Product/Service Code: AD21	
AWARDEE INFORMATION			
DUNS: 999999999		CAGE Code: CPARS	
Awardee Name: This is the ACME Test Company			
Doing Business As: Painters are US			
Address (1): 1234 Painters Boulevard			
Address (2): Apartment 1234			
City: Scranton			
Province/State: PENNSYLVANIA		Postal/Zip Code: 18504	
Country: UNITED STATES			
REPORTING AGENCY INFORMATION			
Agency Name: SMITHSONIAN INSTITUTION			
Contracting Office: SMITHSONIAN INSTITUTION			
Contracting Officer Name: Edmond joshep MARCEAU			
Phone Number: 207.438.6539		FAX Number: 207.438.6535	
Email Address: edmond.marceau@navy.mil			
Historical Record of Previous Comments			
10/30/2009	r r r	NAVSEALOGCENDET Portsmouth is dedicated to providing and maintaining past performance quality and delivery information through the use of our PDREP WEB based applications. The PDREP WEB application includes input screens for Contract Awards, Inspection Records, Web PQDR, SDR, and various other records used in PDREP. Also included are user reports on system collected data. Level I/SubSafe is used for verifying Level I material markings prior to shipyard installation. The Supplier Audit Program is process audit results conducted at contractor facilities by both government activities and prime contractors participating. NAVSEALOGCENDET Portsmouth is dedicated to providing and maintaining past performance quality and delivery information through the use of our PDREP WEB based applications. The PDREP WEB application includes input screens for Contract Awards, Inspection Records, Web PQDR, SDR, and various other records used in PDREP. Also included are user reports on system collected!!	

PPIRS, Version : 2.0.00000, Build Date : 07/10/2007 12:00:00

Figure 32: Non-Responsibility Determination Report Detail

e. Attachments to Selected Individual Occurrence Report Records may be viewed by selecting the Radio Button next to it.

4.4.2.3 Recipient Not-Qualified Determination

The example has four (4) reports listed for Recipient Not-Qualified Determination.

- a. Select the Radio Button next to Recipient Not-Qualified Determination.
- b. Details for the selected report type (Not-Qualified Determination) will be shown at the bottom of the screen.

PAST PERFORMANCE INFORMATION RETRIEVAL SYSTEM - STATISTICAL REPORTING																						
Main Logout Switch Apps <hr/> REPORTS MENU ITEMS FAPIIS Reports	FAPIIS REPORTS																					
	Awardee: LIGHTENING BOLT COMPANY																					
	Summary of All Reports Select radio button to see the report type details.																					
	<table border="1"> <thead> <tr> <th>Select</th> <th>Report Type</th> <th>Count</th> </tr> </thead> <tbody> <tr> <td><input type="radio"/></td> <td>Defective Pricing</td> <td>4</td> </tr> <tr> <td><input type="radio"/></td> <td>Non-Responsibility Determination</td> <td>3</td> </tr> <tr> <td><input type="radio"/></td> <td>Recipient Not-Qualified Determination</td> <td>4</td> </tr> <tr> <td><input type="radio"/></td> <td>Termination for Cause</td> <td>3</td> </tr> <tr> <td><input type="radio"/></td> <td>Termination for Default</td> <td>6</td> </tr> <tr> <td><input type="radio"/></td> <td>Termination for Material Failure to Comply</td> <td>4</td> </tr> </tbody> </table>	Select	Report Type	Count	<input type="radio"/>	Defective Pricing	4	<input type="radio"/>	Non-Responsibility Determination	3	<input type="radio"/>	Recipient Not-Qualified Determination	4	<input type="radio"/>	Termination for Cause	3	<input type="radio"/>	Termination for Default	6	<input type="radio"/>	Termination for Material Failure to Comply	4
	Select	Report Type	Count																			
	<input type="radio"/>	Defective Pricing	4																			
	<input type="radio"/>	Non-Responsibility Determination	3																			
	<input type="radio"/>	Recipient Not-Qualified Determination	4																			
	<input type="radio"/>	Termination for Cause	3																			
	<input type="radio"/>	Termination for Default	6																			
<input type="radio"/>	Termination for Material Failure to Comply	4																				
<table border="1"> <thead> <tr> <th>Select</th> <th>Extended System Report Source</th> </tr> </thead> <tbody> <tr> <td><input type="radio"/></td> <td>Central Contractor Registration (CCR)</td> </tr> <tr> <td><input type="radio"/></td> <td>PPIRS Report Cards (PPIRS-RC)</td> </tr> <tr> <td><input type="radio"/></td> <td>Excluded Parties List System (EPLS)</td> </tr> </tbody> </table>	Select	Extended System Report Source	<input type="radio"/>	Central Contractor Registration (CCR)	<input type="radio"/>	PPIRS Report Cards (PPIRS-RC)	<input type="radio"/>	Excluded Parties List System (EPLS)														
Select	Extended System Report Source																					
<input type="radio"/>	Central Contractor Registration (CCR)																					
<input type="radio"/>	PPIRS Report Cards (PPIRS-RC)																					
<input type="radio"/>	Excluded Parties List System (EPLS)																					
Details of Selected Report Type Select radio button to see the specific details of that report.																						
<table border="1"> <thead> <tr> <th>Select</th> <th>Report Date</th> <th>Report Type</th> <th>FAPIIS Contract/Grant Funding Number</th> </tr> </thead> <tbody> <tr> <td><input type="radio"/></td> <td>01/04/2010</td> <td>Recipient Not-Qualified Determination</td> <td>FUNDINGOPPORTUNITYNUMBERFORFAPISON</td> </tr> <tr> <td><input type="radio"/></td> <td>01/06/2010</td> <td>Recipient Not-Qualified Determination</td> <td>FUNDINGNUMBER2</td> </tr> <tr> <td><input type="radio"/></td> <td>03/02/2005</td> <td>Recipient Not-Qualified Determination</td> <td>565455656</td> </tr> <tr> <td><input type="radio"/></td> <td>11/04/2009</td> <td>Recipient Not-Qualified Determination</td> <td>DHSRNQD00111111111111111111111111111111</td> </tr> </tbody> </table>	Select	Report Date	Report Type	FAPIIS Contract/Grant Funding Number	<input type="radio"/>	01/04/2010	Recipient Not-Qualified Determination	FUNDINGOPPORTUNITYNUMBERFORFAPISON	<input type="radio"/>	01/06/2010	Recipient Not-Qualified Determination	FUNDINGNUMBER2	<input type="radio"/>	03/02/2005	Recipient Not-Qualified Determination	565455656	<input type="radio"/>	11/04/2009	Recipient Not-Qualified Determination	DHSRNQD00111111111111111111111111111111		
Select	Report Date	Report Type	FAPIIS Contract/Grant Funding Number																			
<input type="radio"/>	01/04/2010	Recipient Not-Qualified Determination	FUNDINGOPPORTUNITYNUMBERFORFAPISON																			
<input type="radio"/>	01/06/2010	Recipient Not-Qualified Determination	FUNDINGNUMBER2																			
<input type="radio"/>	03/02/2005	Recipient Not-Qualified Determination	565455656																			
<input type="radio"/>	11/04/2009	Recipient Not-Qualified Determination	DHSRNQD00111111111111111111111111111111																			
PPIRS, Version : 2.0.00000, Build Date : 07/10/2007 12:00:00																						

Figure 33: Recipient Not-Qualified Determination

c. Select the Radio Button next to any listed report to see specific details.

PAST PERFORMANCE INFORMATION RETRIEVAL SYSTEM - STATISTICAL REPORTING			
Main Logout Switch Apps <hr/> REPORTS MENU ITEMS FAPIIS Reports	FAPIIS REPORTS		
	Awardee: LIGHTENING BOLT COMPANY		
	Summary of All Reports		
	Select radio button to see the report type details.		
	Select	Report Type	Count
	<input type="radio"/>	Defective Pricing	4
	<input type="radio"/>	Non-Responsibility Determination	3
	<input type="radio"/>	Recipient Not-Qualified Determination	4
	<input type="radio"/>	Termination for Cause	3
	<input type="radio"/>	Termination for Default	6
<input type="radio"/>	Termination for Material Failure to Comply	4	
Select	Extended System Report Source		
<input type="radio"/>	Central Contractor Registration (CCR)		
<input type="radio"/>	PPIRS Report Cards (PPIRS-RC)		
<input type="radio"/>	Excluded Parties List System (EPLS)		
Selected Individual Occurrence Report Record			
Select radio button to see the attached report file. If there is no button, it means there is no file to view for that record.			
Attached	Report Date	Report Type	FAPIIS Contract/Grant Funding Number
<input type="radio"/>	01/04/2010	Recipient Not-Qualified Determination	FUNDINGOPPORTUNITYNUMBERFORFAPIISON
FAPIIS Record Details			
DOCUMENT INFORMATION			
Record Type: Recipient Not-Qualified Determination		Action Date: 01/04/2010	
Funding Opportunity Number: FUNDINGOPPORTUNITYNUMBERFORFAPIISON			
CFDA Number: 10.072			
AWARDEE INFORMATION			
DUNS: 999999999		CAGE Code: CPARS	
Awardee Name: TEST COMPANY WITH NINE 9'S			
Doing Business As:			
Address (1): 55 NSLC WAY			
Address (2):			
City: PORTSMOUTH			
Province/State: NEW HAMPSHIRE		Postal/Zip Code: 03880	
Country: UNITED STATES			
REPORTING AGENCY INFORMATION			
Agency Name: DEPT OF THE ARMY			
Contracting Office: SR W390 MCALESTER ARMY AMMO PLANT			
Grants Officer Name: DATA ENTRY			
Phone Number: 555-555-5555		FAX Number:	
Email Address: date.entry@noemail.net			
Historical Record of Previous Comments			
--No Comments on file.			
<small>PPIRS, Version : 2.0.00000, Build Date : 07/10/2007 12:00:00</small>			

Figure 34: Recipient Not-Qualified Determination Report Detail

d. Attachments to Selected Individual Occurrence Report Records may be viewed by selecting the Radio Button next to it.

Termination For Cause

The example has three (3) reports listed for Termination for Cause.

- a. Select the Radio Button next to Termination for Cause.
- b. Details for the selected report type (Termination for Cause) will be shown at the bottom of the screen.

PAST PERFORMANCE INFORMATION RETRIEVAL SYSTEM - STATISTICAL REPORTING			
Main Logout Switch Apps <hr/> REPORTS MENU ITEMS FAPIIS Reports	FAPIIS REPORTS		
	Awardee: LIGHTENING BOLT COMPANY		
	Summary of All Reports		
	Select radio button to see the report type details.		
	Select	Report Type	Count
	<input type="radio"/>	Defective Pricing	4
	<input type="radio"/>	Non-Responsibility Determination	3
	<input type="radio"/>	Recipient Not-Qualified Determination	4
	<input type="radio"/>	Termination for Cause	3
	<input type="radio"/>	Termination for Default	6
	<input type="radio"/>	Termination for Material Failure to Comply	4
	Select	Extended System Report Source	
	<input type="radio"/>	Central Contractor Registration (CCR)	
	<input type="radio"/>	PPIRS Report Cards (PPIRS-RC)	
	<input type="radio"/>	Excluded Parties List System (EPLS)	
	Details of Selected Report Type		
	Select radio button to see the specific details of that report.		
	Select	Report Date	Report Type
	<input type="radio"/>	11/01/2009	Termination for Cause
	<input type="radio"/>	10/30/2009	Termination for Cause
	<input type="radio"/>	11/05/2009	Termination for Cause
			FAPIIS Contract/Grant Funding Number
			SP040010D0001
			N4511299F1234
			DLA456G55524
PPIRS, Version : 2.0.00000, Build Date : 07/10/2007 12:00:00			

Figure 35: Termination For Cause

- c. Select the Radio Button next to any listed report to see specific details.

PAST PERFORMANCE INFORMATION RETRIEVAL SYSTEM - STATISTICAL REPORTING

Main
Logout
Switch Apps

REPORTS MENU ITEMS
FAPIIS Reports

FAPIIS REPORTS

Awardee: LIGHTENING BOLT COMPANY

Summary of All Reports
Select radio button to see the report type details.

Select	Report Type	Count
<input type="radio"/>	Defective Pricing	4
<input type="radio"/>	Non-Responsibility Determination	3
<input type="radio"/>	Recipient Not-Qualified Determination	4
<input type="radio"/>	Termination for Cause	3
<input type="radio"/>	Termination for Default	6
<input type="radio"/>	Termination for Material Failure to Comply	4

Select	Extended System Report Source
<input type="radio"/>	Central Contractor Registration (CCR)
<input type="radio"/>	PPIRS Report Cards (PPIRS-RC)
<input type="radio"/>	Excluded Parties List System (EPLS)

Selected Individual Occurrence Report Record
Select radio button to see the attached report file. If there is no button, it means there is no file to view for that record.

Attached	Report Date	Report Type	FAPIIS Contract/Grant Funding Number
<input type="radio"/>	11/01/2009	Termination for Cause	SP040010D0001

FAPIIS Record Details

DOCUMENT INFORMATION

Record Type: Termination for Cause Action Date: 11/01/2009

Contract Award ID Number: SP040010D0001

Contract Referenced Award ID Number:

NAICS: 326199 Product/Service Code: 5306

Termination Type: Complete

AWARDEE INFORMATION

DUNS: 999999999 CAGE Code: CPARS

Awardee Name: TEST COMPANY WITH NINE 9'S

Doing Business As:

Address (1): 666 NSLC WAY

Address (2):

City: PORTSMOUTH

Province/State: NEW HAMPSHIRE Postal/Zip Code: 03804

Country: UNITED STATES

REPORTING AGENCY INFORMATION

Agency Name: DEPT OF THE ARMY

Contracting Office: 0003 HQ HHC ARCENT CFLCC HQ

Contracting Officer Name: ADD MINUSER

Phone Number: 555 555-5555 FAX Number:

Email Address: newuser@noemail.net

Historical Record of Previous Comments

--No Comments on file.

PPIRS, Version : 2.0.00000, Build Date : 07/10/2007 12:00:00

Figure 36: Termination For Cause Detail

- d. Attachments to Selected Individual Occurrence Report Records may be viewed by selecting the Radio Button next to it.

Termination For Default

The example has six (6) reports listed for Termination for Default.

- a. Select the Radio Button next to Termination for Default.
- b. Details for the selected report type (Termination for Default) will be shown at the bottom of the screen.

PAST PERFORMANCE INFORMATION RETRIEVAL SYSTEM - STATISTICAL REPORTING			
FAPIIS REPORTS			
Main Logout Switch Apps <hr/> REPORTS MENU ITEMS FAPIIS Reports	Awardee: LIGHTNING BOLT COMPANY Summary of All Reports Select radio button to see the report type details.		
Select	Report Type	Count	
<input type="radio"/>	Defective Pricing	4	
<input type="radio"/>	Non-Responsibility Determination	3	
<input type="radio"/>	Recipient Not-Qualified Determination	4	
<input type="radio"/>	Termination for Cause	3	
<input type="radio"/>	Termination for Default	6	
<input type="radio"/>	Termination for Material Failure to Comply	4	
Select	Extended System Report Source		
<input type="radio"/>	Central Contractor Registration (CCR)		
<input type="radio"/>	PPIRS Report Cards (PPIRS-RC)		
<input type="radio"/>	Excluded Parties List System (EPLS)		
Details of Selected Report Type			
Select radio button to see the specific details of that report.			
Select	Report Date	Report Type	FAPIIS Contract/Grant Funding Number
<input type="radio"/>	10/01/2009	Termination for Default	N4511208D1234
<input type="radio"/>	12/04/2007	Termination for Default	RERUN0001
<input type="radio"/>	12/01/2009	Termination for Default	0001
<input type="radio"/>	10/01/2008	Termination for Default	N4511224C0002T4D
<input type="radio"/>	12/01/2007	Termination for Default	SP040009D0005
<input type="radio"/>	03/15/2008	Termination for Default	DLA45GH456789
PPIRS, Version : 2.0.00000, Build Date : 07/10/2007 12:00:00			

Figure 37: Termination for Default

- c. Select the Radio Button next to any listed report to see specific details.

PAST PERFORMANCE INFORMATION RETRIEVAL SYSTEM - STATISTICAL REPORTING			
Main Logout Switch Apps <hr/> REPORTS MENU ITEMS FAPIIS Reports	FAPIIS REPORTS		
	Awardee: LIGHTNING BOLT COMPANY		
	Summary of All Reports		
	Select radio button to see the report type details.		
	Select	Report Type	Count
	<input type="radio"/>	Defective Pricing	4
	<input type="radio"/>	Non-Responsibility Determination	3
	<input type="radio"/>	Recipient Not-Qualified Determination	4
	<input type="radio"/>	Termination for Cause	3
	<input type="radio"/>	Termination for Default	6
<input type="radio"/>	Termination for Material Failure to Comply	4	
Select	Extended System Report Source		
<input type="radio"/>	Central Contractor Registration (CCR)		
<input type="radio"/>	PPIRS Report Cards (PPIRS-RC)		
<input type="radio"/>	Excluded Parties List System (EPLS)		
Selected Individual Occurrence Report Record			
Select radio button to see the attached report file. If there is no button, it means there is no file to view for that record.			
Attached	Report Date	Report Type	FAPIIS Contract/Grant Funding Number
<input type="radio"/>	10/01/2009	Termination for Default	N4511208D1234
FAPIIS Record Details			
DOCUMENT INFORMATION			
Record Type: Termination for Default		Action Date: 10/01/2009	
Contract Award ID Number: N4511208D1234			
Contract Referenced Award ID Number: 12345678			
NAICS: 112120		Product/Service Code: 1265	
Termination Type: Partial			
AWARDEE INFORMATION			
DUNS: 999999999		CAGE Code: CPARS	
Awardee Name: Test company with nine 9's			
Doing Business As:			
Address (1): X			
Address (2):			
City: X			
Province/State: ALABAMA		Postal/Zip Code: 12345	
Country: UNITED STATES			
REPORTING AGENCY INFORMATION			
Agency Name: DEPT OF THE NAVY			
Contracting Office: AC-S FACILITIES PUBLIC WORKS DEPT			
Contracting Officer Name: ALTERNATE FOCAL			
Phone Number: X		FAX Number:	
Email Address: afocal@afocal.com			
Historical Record of Previous Comments			
--No Comments on file.			
PPIRS, Version : 2.0.00000, Build Date : 07/10/2007 12:00:00			

Figure 38: Termination for Default Detail

- d. Attachments to Selected Individual Occurrence Report Records may be viewed by selecting the Radio Button next to it.

NOTE: A Termination for Default previously posted may have been converted to a Termination for Convenience or withdrawn. Users should check CPARS to determine the status of these actions before making final source selection decisions.

4.4.2.4 Termination for Material Failure to Comply

The example has four (4) reports listed for Termination for Material Failure to Comply.

- a. Select the Radio Button next to Recipient Termination for Material Failure to Comply.
- b. Details for the selected report type (Termination for Material Failure to Comply) will be shown at the bottom of the screen.

PAST PERFORMANCE INFORMATION RETRIEVAL SYSTEM - STATISTICAL REPORTING			
FAPIS REPORTS			
Main Logout Switch Apps <hr/> REPORTS MENU ITEMS FAPIS Reports	Awardee: LIGHTNING BOLT COMPANY		
Summary of All Reports Select radio button to see the report type details.			
Select	Report Type	Count	
<input type="radio"/>	Defective Pricing	4	
<input type="radio"/>	Non-Responsibility Determination	3	
<input type="radio"/>	Recipient Not-Qualified Determination	4	
<input type="radio"/>	Termination for Cause	3	
<input type="radio"/>	Termination for Default	6	
<input type="radio"/>	Termination for Material Failure to Comply	4	
Select	Extended System Report Source		
<input type="radio"/>	Central Contractor Registration (CCR)		
<input type="radio"/>	PPIRS Report Cards (PPIRS-RC)		
<input type="radio"/>	Excluded Parties List System (EPLS)		
Details of Selected Report Type Select radio button to see the specific details of that report.			
Select	Report Date	Report Type	FAPIS Contract/Grant Funding Number
<input type="radio"/>	10/02/2009	Termination for Material Failure to Comply	ARMYGRANT1
<input type="radio"/>	11/01/2009	Termination for Material Failure to Comply	MAXIMIZINGTHEGRANTAWARDIDNUMBERFIELD1234567890123
<input type="radio"/>	07/30/2009	Termination for Material Failure to Comply	DHSCOMPLETLYFILLEDXXXXXXXXXXXXXXXXXXXXXXXXXXXXXXXXXXXX
<input type="radio"/>	01/01/2009	Termination for Material Failure to Comply	DHSNYEVE

PPIRS, Version : 2.0.0000, Build Date : 07/10/2007 12:00:00

Figure 39: Termination for Material Failure to Comply

c. Select the Radio Button next to any listed report to see specific details.

PAST PERFORMANCE INFORMATION RETRIEVAL SYSTEM - STATISTICAL REPORTING

Main
Logout
Switch Apps

REPORTS MENU ITEMS
[FAPIIS Reports](#)

FAPIIS REPORTS

Awardee: LIGHTENING BOLT COMPANY

Summary of All Reports
Select radio button to see the report type details.

Select	Report Type	Count
<input type="radio"/>	Defective Pricing	4
<input type="radio"/>	Non-Responsibility Determination	3
<input type="radio"/>	Recipient Not-Qualified Determination	4
<input type="radio"/>	Termination for Cause	3
<input type="radio"/>	Termination for Default	6
<input type="radio"/>	Termination for Material Failure to Comply	4

Select Extended System Report Source

<input type="radio"/>	Central Contractor Registration (CCR)
<input type="radio"/>	PPIRS Report Cards (PPIRS-RC)
<input type="radio"/>	Excluded Parties List System (EPLS)

Selected Individual Occurrence Report Record
Select radio button to see the attached report file. If there is no button, it means there is no file to view for that record.

Attached	Report Date	Report Type	FAPIIS Contract/Grant Funding Number
<input type="radio"/>	11/01/2009	Termination for Material Failure to Comply	MAXIMIZINGTHEGRANTAWARDIDNUMBERFIELD1234567890123

FAPIIS Record Details

DOCUMENT INFORMATION

Record Type: Termination for Material Failure to Comply **Action Date:** 11/01/2009

Grant Award ID Number: MAXIMIZINGTHEGRANTAWARDIDNUMBERFIELD1234567890123

CFDA Number: 10.582

AWARDEE INFORMATION

DUNS: 999999999 **CAGE Code:** CPARS

Awardee Name: TEST COMPANY WITH NINE 9'S

Doing Business As: TC WITH 9

Address (1): TEST COMPANY STREET

Address (2): PO BOX 12

City: SOMERSWORTH

Province/State: NEW HAMPSHIRE **Postal/Zip Code:** 03878

Country: UNITED STATES

REPORTING AGENCY INFORMATION

Agency Name: HOMELAND SECURITY, DEPARTMENT OF

Contracting Office: TEXAS CONTRACT OPS & MGMT BRANCH

Grants Officer Name: JIMMY DEAN

Phone Number: 438-6444 **FAX Number:** 438-1314

Email Address: jimmyd@jimmyd.com

Historical Record of Previous Comments
--No Comments on file.

PPIRS, Version : 2.0.00000, Build Date : 07/10/2007 12:00:00

Figure 40: Termination for Material Failure to Comply Detail

d. Attachments to Selected Individual Occurrence Report Records may be viewed by selecting the Radio Button next to it.

4.4.3 Extended System Reports

Other report types may be accessed from the Extended System Reports section (See Figure 30: FAPIIS Summary of All Reports). These include Central Contractor Registration (CCR), PPIRS Report Cards (PPIRS-RC), and Excluded Parties List System (EPLS). These reports are covered in detail within their respective User Manuals.

NOTE: *Contracting officers are required to check EPLS.*

EPLS is the official source for debarred and suspended entities. If an entity is found on EPLS, EPLS takes precedence.

4.5 AWARDEE/CONTRACTOR HELP

- a. To obtain Help click [Help](#) in the Navigation frame. A pop up window will display.

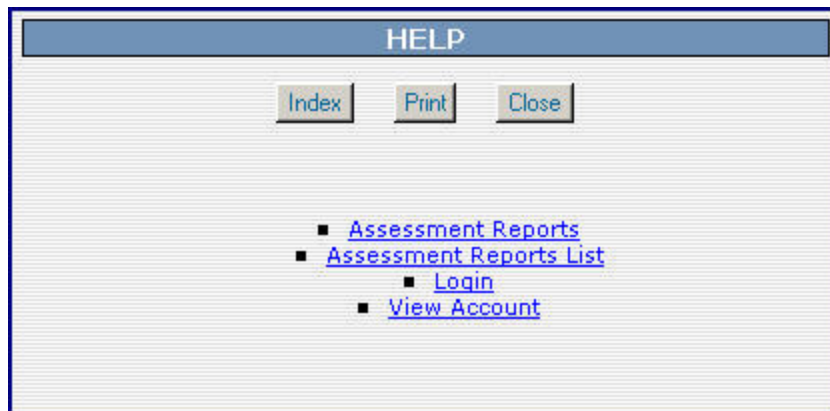


Figure 41: Help Pop Up

- a. To select a topic for Help click on the corresponding link. The information for that selection will display in the pop up.

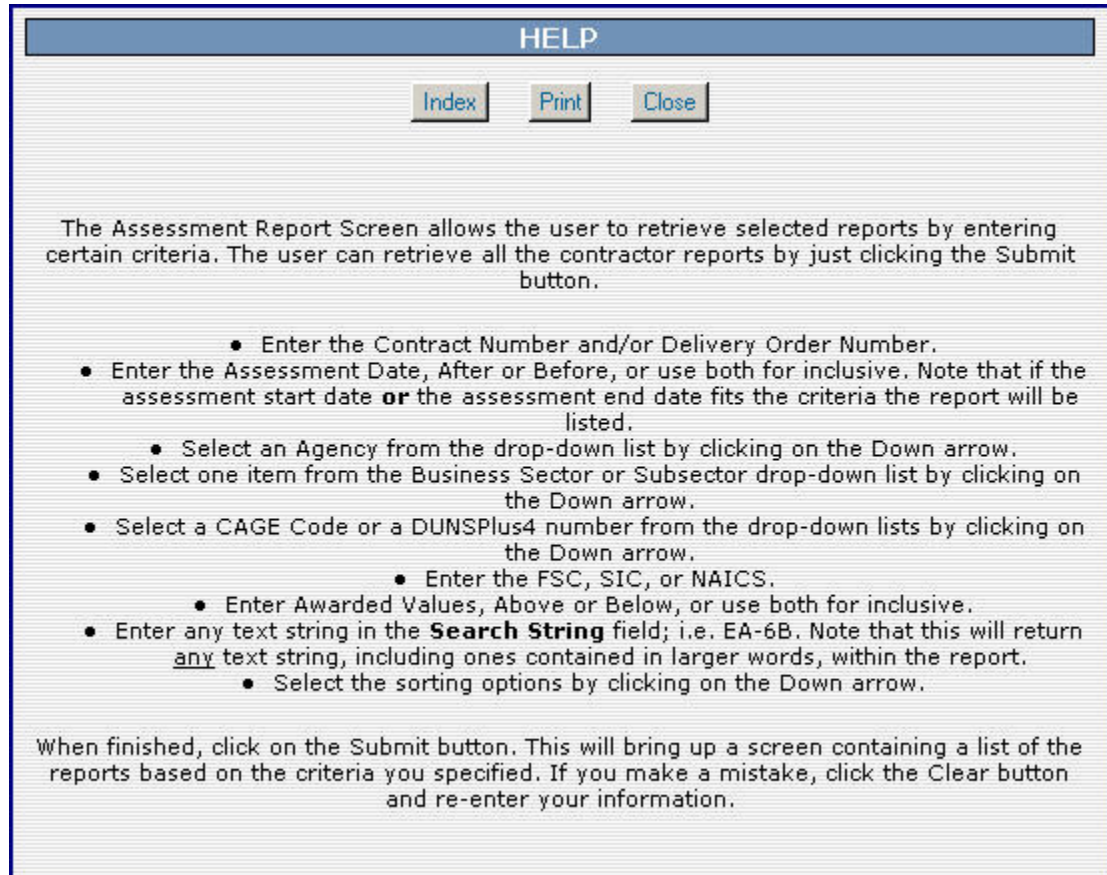


Figure 42: Help Pop Up Detail

4.6 AWARDEE/CONTRACTOR FEEDBACK

Feedback allows the user to submit feedback or suggestions about the application to the FAPIIS Program Manager.

To access Feedback:

- a. In the navigation frame, click on [Feedback](#) (form appears in the working window)

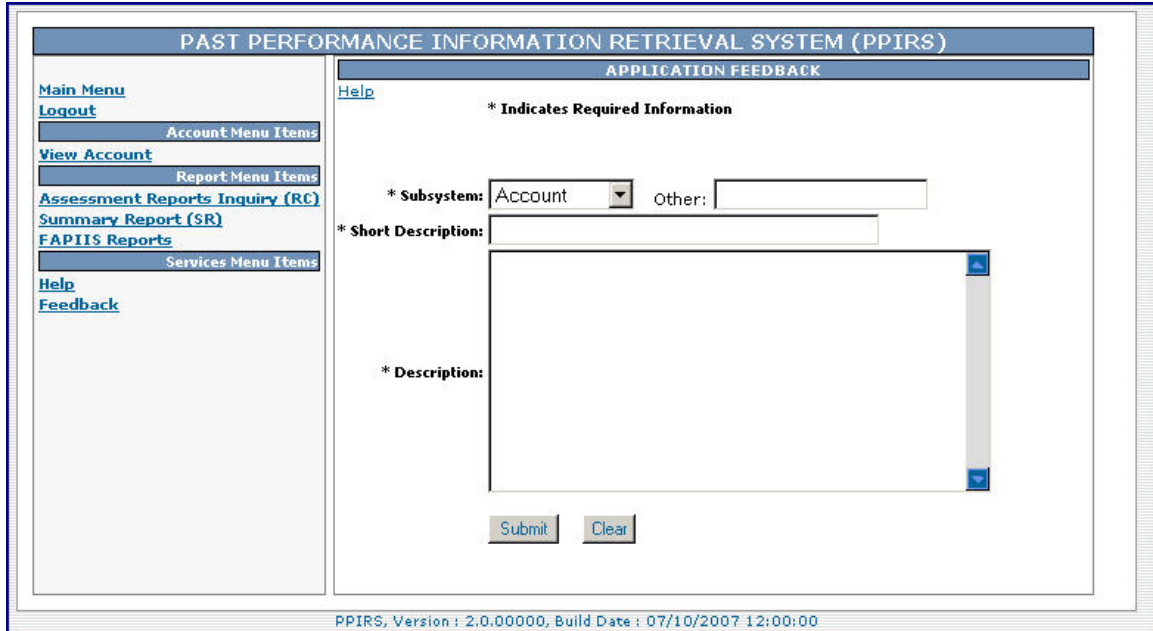


Figure 43: Feedback Window

- b. Select desired rating from the drop down list.

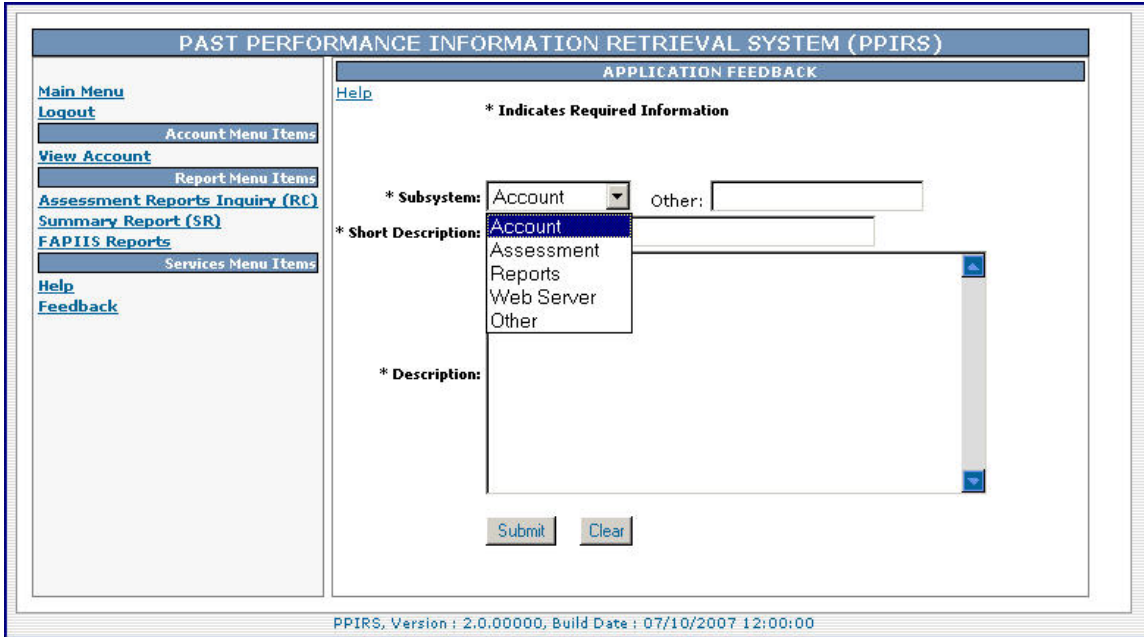


Figure 44: Feedback Window Dropdown

- a. Add comments to the Description section and click the Save button to send your comments to the FAPIIS Program Manager.

Logout: To exit the FAPIIS system, select Logout in the Navigation frame. This will return you to the FAPIIS login screen.

REFERENCED DOCUMENTS

The following documents of the exact issue shown form a part of this document to the extent specified herein.

Documents Referenced in this User's Manual

DOCUMENT	DESCRIPTION
Privacy Act of 1974	http://www.usdoj.gov/foia/privstat.htm
FAPIIS-SVD-1.0	Software Version Description for FAPIIS 1.0

APPENDIX A : GLOSSARY

This section provides definitions for acronyms, abbreviations and terms used in FAPIS.

Acronyms and Abbreviations

ACRONYM/ ABBREVIATION	DEFINITION
CAGE Code	Contractor and Government Entity Code
CCR	Central Contractor Registration
CDA	Central Design Activity
DUNS	Data Universal Numbering System
MPIN	Marketing Partner Identification Number
POC	Point of Contact
FAPIS	Federal Awardee Performance and Integrity Information System

APPENDIX B : FAPIIS TERMS AND DEFINITIONS

TERM	Definition
Awardee/Contractor Access	View company information. View Awardee/Contractor Summary Reports. View Awardee/Contractor Detailed Reports. File a Challenge, if necessary. View the results of challenged reports. Provide customer feedback.
Government Access	View and modify your account information. View FAPIIS Reports.

APPENDIX C : TROUBLESHOOTING HINTS AND TIPS

Should you need assistance with FAPIIS, read the following troubleshooting hints and tips to help you determine your point of contact (POC) for assistance.

Common FAPIIS Issues		
PROBLEM	DIAGNOSIS	POC
Password problems	Caps Lock key active or incorrect password.	FAPIIS Administrator
Locked account	Possible password expiration or incorrect password entered.	FAPIIS Administrator
FAPIIS doesn't execute	Possible software or hardware changes to users PC.	Local IT personnel
FAPIIS is not running efficiently. Is the trouble isolated or widespread? Is everyone having the same problem or just one person or one group of people?	Possible local PC issue or local network issues.	Local IT personnel*
Access to FAPIIS is denied.	A user's shop has changed. No current week available for the user.	FAPIIS Administrator Administrator may check the site's batch schedule.
FAPIIS is unavailable due to batch operations.	Possibility that FAPIIS batch jobs may be running.	FAPIIS Administrator Administrator may check the site's batch schedule.
* When local network engineers are involved, a trace route or a set of pings or both would be very helpful to have when calling.		

If you have any problems or questions while using the system, call the Help Desk at (207) 438-1690 or DSN 684-1690 for assistance.

APPENDIX D : NAVIGATION FRAME ITEMS

ITEM	DESCRIPTION
<u>Main</u>	Returns the user to the FAPIIS Government Main Page.
<u>Logout</u>	Used to log out of the system.
<u>View Account</u>	Allows the user to view and update account information including changes in e-mail or mailing addresses.
<u>FAPIIS Reports</u>	Provide specific information on the integrity and performance of Federal agency contractors and grantees.
<u>Feedback</u>	Allows users to provide comments to the FAPIIS Program Manager.

This page intentionally left blank.